



BROKERS • COLONIAL • DONAHOE

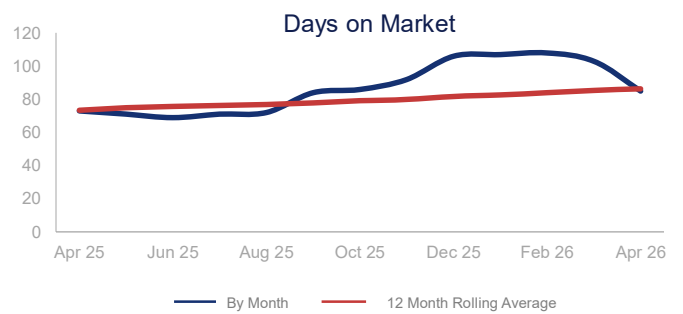
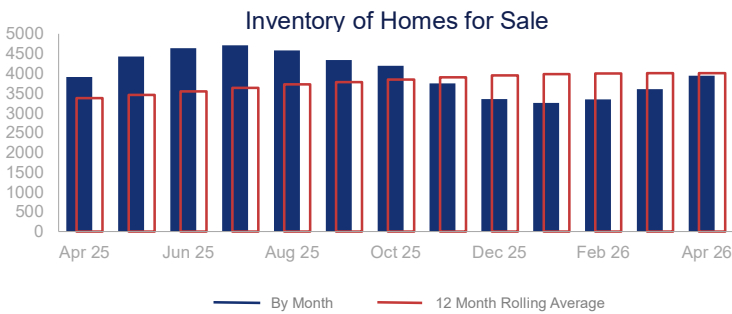
Market Report | April 2026

WILLIAMSON COUNTY

Highlights:

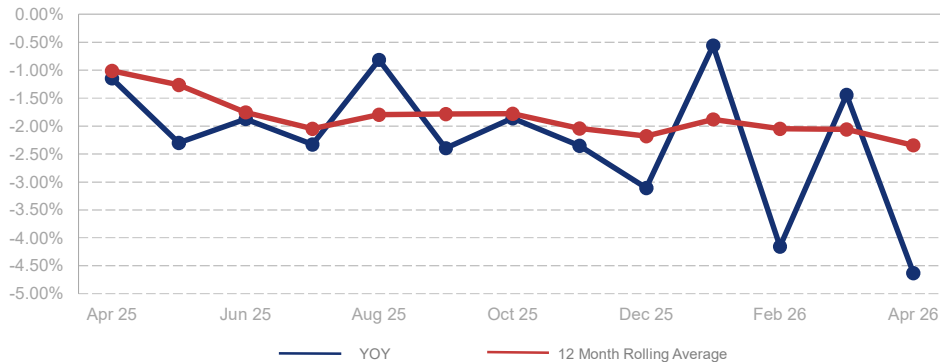
- Median Sales Price is down 2.3% over a 12 month rolling average and down 4.6% from the same month last year.
- Inventory of Homes for Sale is up 18.9% over a 12 month rolling average and up 0.8% from the same month last year.
- Days on Market is up 17.8% over a 12 month rolling average and up 16.4% from the same month last year.

	Change in New Listings	Change in Closed Sales	Change in Inventory
Last Month	12.6%	4.6%	9.5%
Same Month Last Year	-1.2%	4.8%	0.8%



	April 2025		April 2026	+ / -	12 Month Avg	+ / -
New Listings	1743		1722	-1.2%	1260	2.8%
Closed Sales	847		888	4.8%	817	0.2%
Median Sales Price	\$430,000		\$410,089	-4.6%	\$414,867	-2.3%
Average Sales Price	\$486,264		\$479,243	-1.4%	\$474,123	-1.8%
List to Sale Price Ratio	95.0%		94.7%	-0.3%	93.3%	-5.3%
Days on Market	73		85	16.4%	86	17.8%
Inventory of Homes for Sale	3910		3941	0.8%	4008	18.9%
Months Supply of Inventory	4.6		4.4	-4.3%	5.0	19.3%

% Change in Median Price



The source of the data for this report is the MLS, Local Association of Realtors and Construction Monitor.