



BROKERS • COLONIAL • DONAHOE

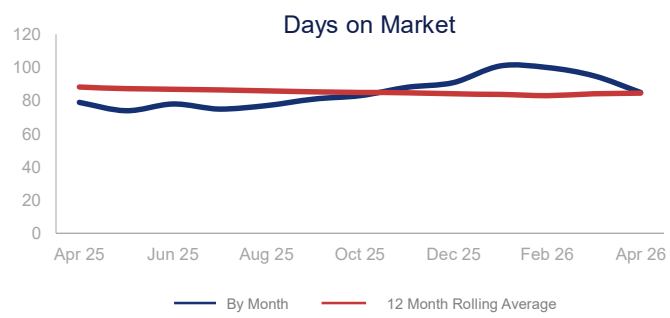
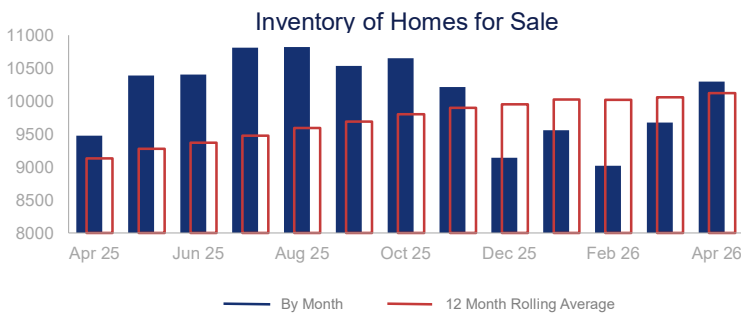
Market Report | April 2026

BEXAR COUNTY

Highlights:

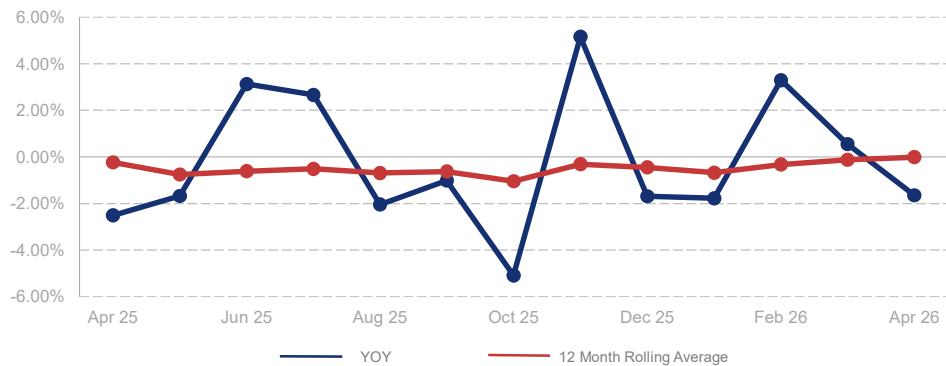
- Median Sales Price is even over a 12 month rolling average but down 1.7% from the same month last year.
- Inventory of Homes for Sale is up 10.8% over a 12 month rolling average and up 8.7% from the same month last year.
- Closed Sales are down 7.7% over a 12 month rolling average and down 12.1% from the same month last year.

	Change in New Listings	Change in Closed Sales	Change in Inventory
Last Month	1.2%	-4.6%	6.5%
Same Month Last Year	13.3%	-12.1%	8.7%



	April 2025		April 2026	+ / -	12 Month Avg	+ / -
New Listings	3321		3762	13.3%	3011	10.4%
Pending Sales	2164		1983	-8.4%	1698	-13.2%
Closed Sales	2022		1777	-12.1%	1811	-7.7%
Median Sales Price	\$289,800		\$285,000	-1.7%	\$292,126	0.0%
Average Sales Price	\$339,361		\$334,312	-1.5%	\$343,711	0.6%
List to Sale Price Ratio	97.6%		97.6%	0.0%	97.1%	-2.4%
Days on Market	79		85	7.6%	85	-4.0%
Inventory of Homes for Sale	9475		10296	8.7%	10124	10.8%
Months Supply of Inventory	4.7		5.8	23.4%	5.7	20.7%

% Change in Median Price



0.0%

Year-Over-Year Change
12 Month Average
Median Sales Price

The source of the data for this report is the MLS, Local Association of Realtors and Construction Monitor.