



BROKERS • COLONIAL • DONAHOE

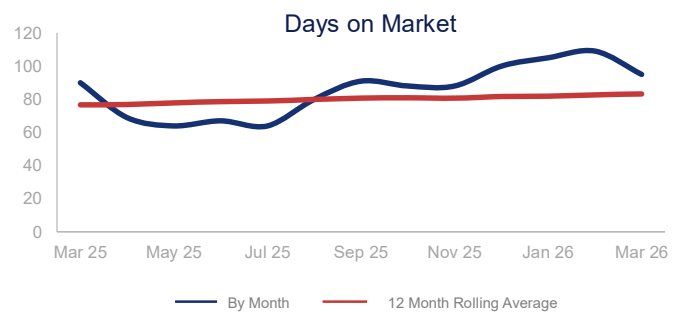
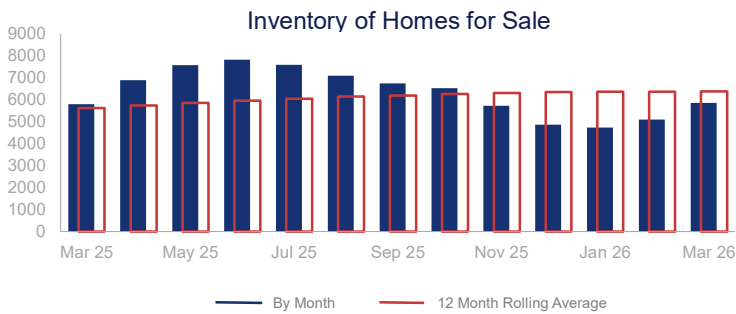
Market Report | March 2026

TRAVIS COUNTY

Highlights:

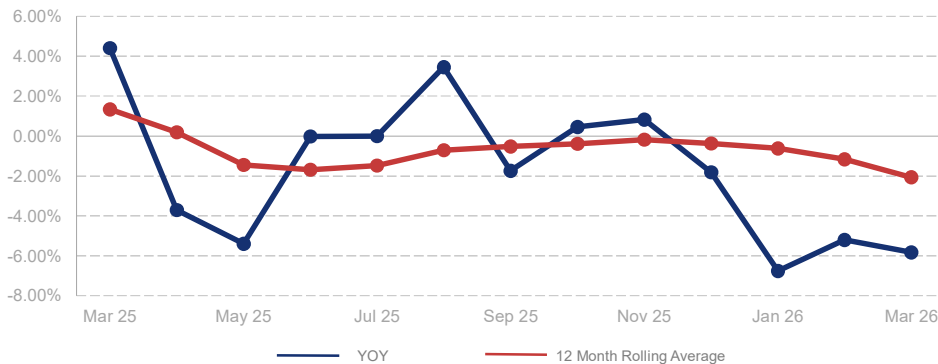
- Median Sales Price is down 2.1% over a 12 month rolling average and down 5.8% from the same month last year.
- Inventory of Homes for Sale is up 13.4% over a 12 month rolling average and up 1.1% from the same month last year.
- Days on Market is up 8.7% over a 12 month rolling average and up 5.6% from the same month last year.

	Change in New Listings	Change in Closed Sales	Change in Inventory
Last Month	31.5%	40.1%	15.0%
Same Month Last Year	-4.7%	10.2%	1.1%



	March 2025		March 2026	+ / -	12 Month Avg	+ / -
New Listings	2680		2554	-4.7%	1952	4.0%
Closed Sales	1091		1202	10.2%	1081	1.5%
Median Sales Price	\$529,900		\$499,000	-5.8%	\$506,667	-2.1%
Average Sales Price	\$722,079		\$691,110	-4.3%	\$705,134	0.0%
List to Sale Price Ratio	94.0%		93.6%	-0.4%	92.8%	-6.5%
Days on Market	90		95	5.6%	83	8.7%
Inventory of Homes for Sale	5796		5858	1.1%	6377	13.4%
Months Supply of Inventory	5.3		4.9	-7.7%	5.9	11.9%

% Change in Median Price



The source of the data for this report is the MLS, Local Association of Realtors and Construction Monitor.