



BROKERS • COLONIAL • DONAHOE

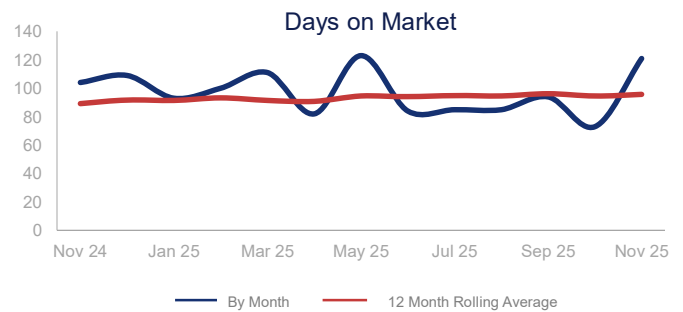
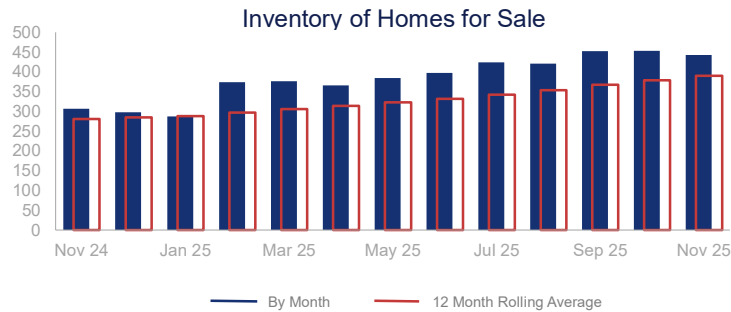
## Market Report | November 2025

### HURRICANE VALLEY

#### Highlights:

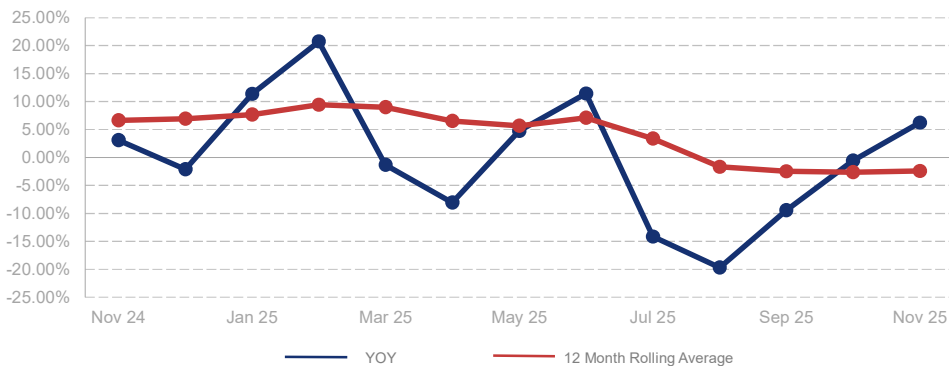
- Median Sales Price is down 2.4% over a 12 month rolling average but up 6.2% from the same month last year.
- Inventory of Homes for Sale is up 38.6% over a 12 month rolling average and up 44.4% from the same month last year.
- Days on Market is up 7.2% over a 12 month rolling average and up 16.3% from the same month last year.

	Change in New Listings	Change in Closed Sales	Change in Inventory
Last Month	-32.2%	-32.2%	-2.4%
Same Month Last Year	16.4%	5.3%	44.4%



	November 2024		November 2025	+ / -	12 Month Avg	+ / -
New Listings	67		78	16.4%	106	20.8%
Pending Sales	50		62	24.0%	59	11.4%
Closed Sales	38		40	5.3%	53	11.2%
Median Sales Price	\$482,500		\$512,500	6.2%	\$508,659	-2.4%
Average Sales Price	\$544,783		\$618,302	13.5%	\$591,825	3.3%
List to Sale Price Ratio	95.8%		95.1%	-0.7%	95.4%	-4.1%
Days on Market	104		121	16.3%	96	7.2%
Inventory of Homes for Sale	306		442	44.4%	389	38.6%
Months Supply of Inventory	7.0		11.1	58.6%	7.6	32.6%
Single Family Permits	38		30	-21.1%	21	-39.3%

#### % Change in Median Price



The source of the data for this report is the MLS, Local Association of Realtors and Construction Monitor.