



BROKERS • COLONIAL • DONAHOE

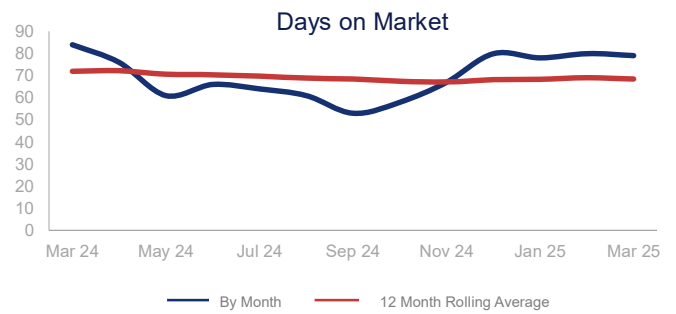
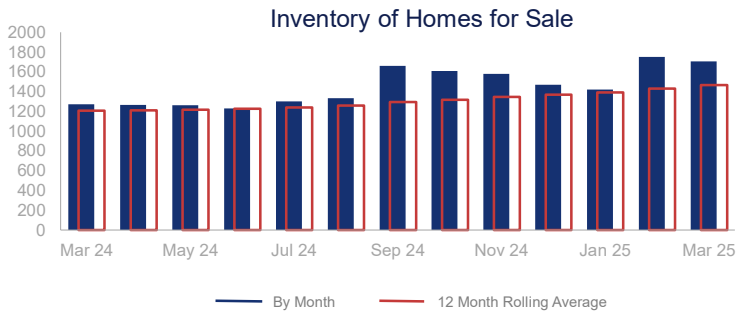
Market Report | March 2025

WASHINGTON COUNTY

Highlights:

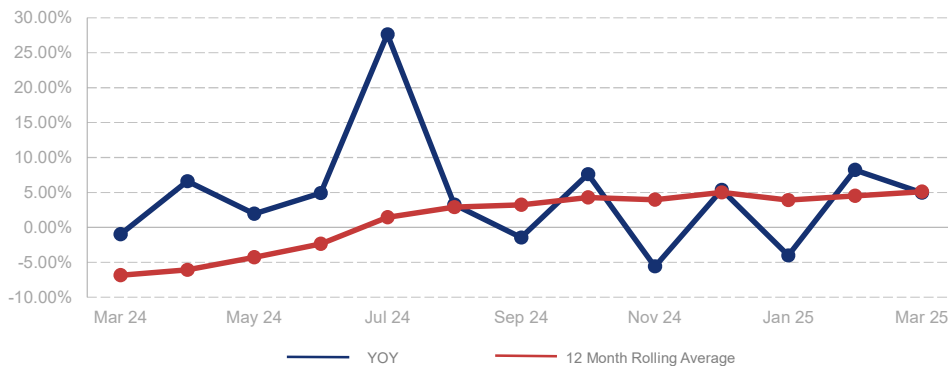
- Median Sales Price is up 5.1% over a 12 month rolling average and up 5.0% from the same month last year.
- Inventory of Homes for Sale is up 21.4% over a 12 month rolling average and up 33.9% from the same month last year.
- Days on Market is down 4.9% over a 12 month rolling average and down 6.0% from the same month last year.

	Change in New Listings	Change in Closed Sales	Change in Inventory
Last Month	-15.5%	16.4%	-2.8%
Same Month Last Year	25.3%	-9.2%	33.9%



	March 2024		March 2025	+ / -	12 Month Avg	+ / -
New Listings	501		628	25.3%	545	15.6%
Pending Sales	420		492	17.1%	364	4.5%
Closed Sales	390		354	-9.2%	324	3.1%
Median Sales Price	\$505,000		\$530,000	5.0%	\$531,653	5.1%
Average Sales Price	\$625,163		\$678,011	8.5%	\$633,029	3.0%
List to Sale Price Ratio	96.2%		95.9%	-0.3%	96.3%	-4.2%
Days on Market	84		79	-6.0%	68	-4.9%
Inventory of Homes for Sale	1272		1703	33.9%	1465	21.4%
Months Supply of Inventory	4.0		5.0	26.6%	4.4	11.8%
Single Family Permits	227		98	-56.8%	145	-21.3%

% Change in Median Price



The source of the data for this report is the MLS, Local Association of Realtors and Construction Monitor.