



BROKERS • COLONIAL • DONAHOE

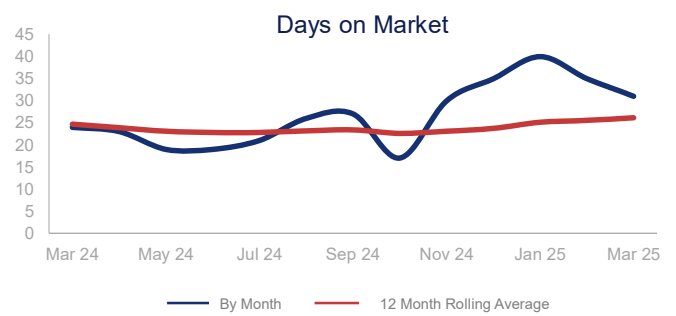
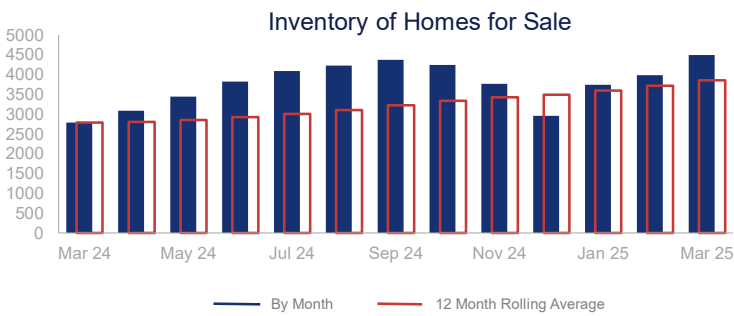
Market Report | March 2025

ORANGE COUNTY

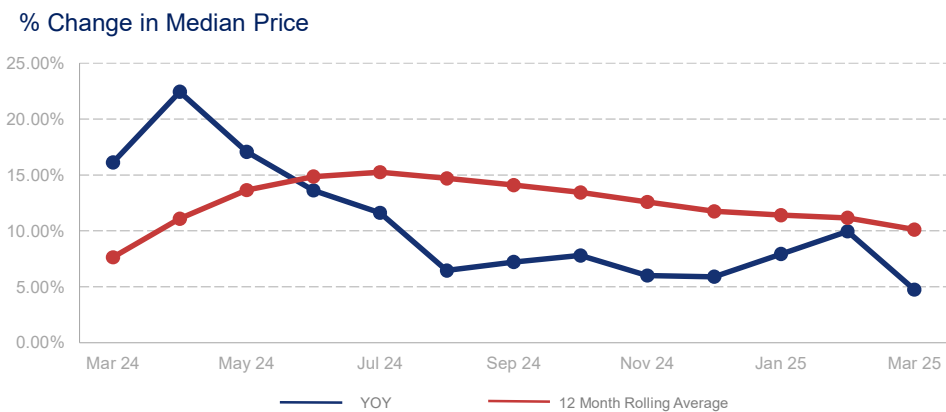
Highlights:

- Median Sales Price is up 10.1% over a 12 month rolling average and up 4.7% from the same month last year.
- Inventory of Homes for Sale is up 38.1% over a 12 month rolling average and up 61.2% from the same month last year.
- Days on Market is up 5.8% over a 12 month rolling average and up 29.2% from the same month last year.

	Change in New Listings	Change in Closed Sales	Change in Inventory
Last Month	19.0%	24.5%	12.8%
Same Month Last Year	28.0%	1.3%	61.2%



	March 2024		March 2025	+ / -	12 Month Avg	+ / -
New Listings	1909		2444	28.0%	2017	16.0%
Pending Sales	1261		1261	0.0%	1144	-4.4%
Closed Sales	1707		1729	1.3%	1681	5.9%
Median Sales Price	\$1,160,000		\$1,215,000	4.7%	\$1,194,554	10.1%
Average Sales Price	\$1,501,117		\$1,636,422	9.0%	\$1,532,926	7.2%
List to Sale Price Ratio	101.1%		99.5%	-1.6%	99.7%	0.0%
Days on Market	24		31	29.2%	26	5.8%
Inventory of Homes for Sale	2788		4495	61.2%	3855	38.1%
Months Supply of Inventory	1.8		2.8	55.6%	2.4	35.5%



The source of the data for this report is the MLS, Local Association of Realtors and Construction Monitor.