



BROKERS • COLONIAL • DONAHOE

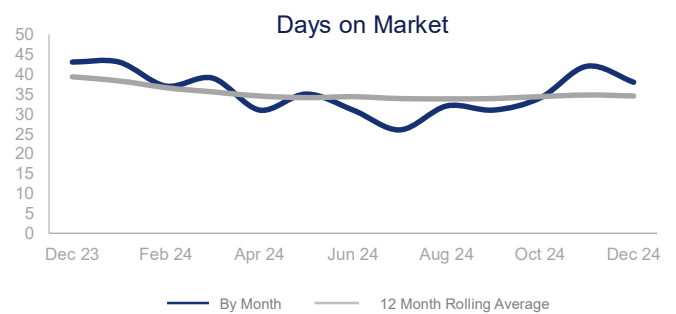
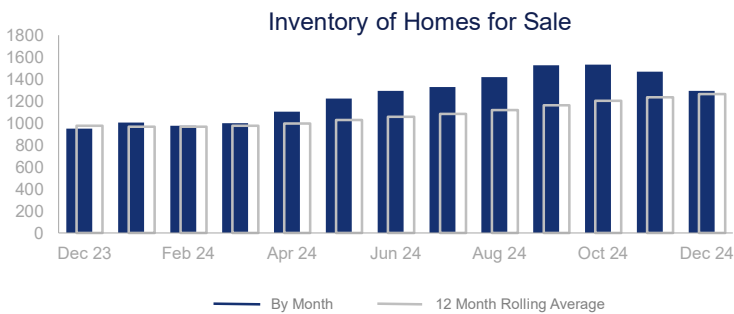
Market Report | December 2024

SOUTHWEST RIVERSIDE COUNTY

Highlights:

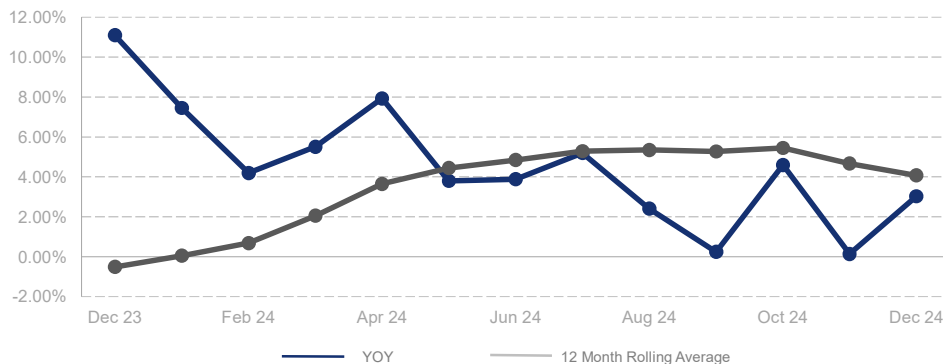
- Median Sales Price is up 4.1% over a 12 month rolling average and up 3.0% from the same month last year.
- Inventory of Homes for Sale is up 29.5% over a 12 month rolling average and up 36.1% from the same month last year.
- Closed Sales are up 5.3% over a 12 month rolling average and up 13.9% from the same month last year.

	Change in New Listings	Change in Closed Sales	Change in Inventory
Last Month	-21.3%	1.2%	-11.9%
Same Month Last Year	8.3%	13.9%	36.1%



	December 2023		December 2024	+ / -	12 Month Avg	+ / -
New Listings	361		391	8.3%	648	16.5%
Pending Sales	360		345	-4.2%	448	0.9%
Closed Sales	432		492	13.9%	527	5.3%
Median Sales Price	\$645,979		\$665,580	3.0%	\$651,226	4.1%
Average Sales Price	\$667,683		\$689,506	3.3%	\$685,898	4.6%
List to Sale Price Ratio	98.0%		98.0%	0.0%	99.0%	-1.8%
Days on Market	43		38	-11.6%	34	-12.4%
Inventory of Homes for Sale	950		1293	36.1%	1263	29.5%
Months Supply of Inventory	2.0		2.5	25.0%	2.6	33.9%

% Change in Median Price



The source of the data for this report is the MLS, Local Association of Realtors and Construction Monitor.