



BROKERS • COLONIAL • DONAHOE

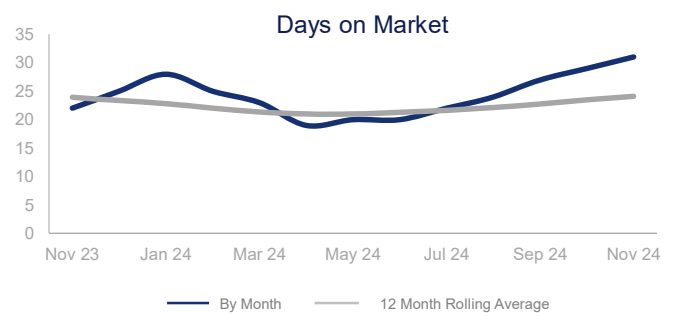
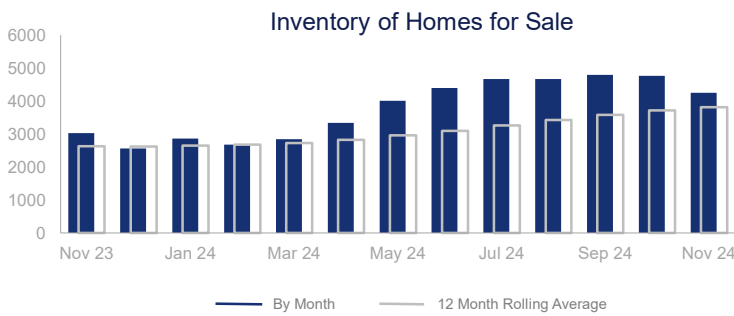
Market Report | November 2024

SAN DIEGO COUNTY

Highlights:

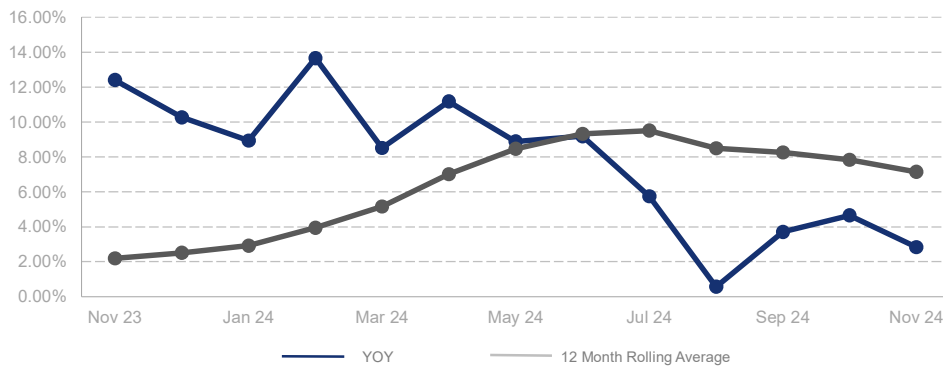
- Median Sales Price is up 7.2% over a 12 month rolling average and up 2.8% from the same month last year.
- Inventory of Homes for Sale is up 45.5% over a 12 month rolling average and up 40.2% from the same month last year.
- Days on Market is up 0.9% over a 12 month rolling average and up 40.9% from the same month last year.

	Change in New Listings	Change in Closed Sales	Change in Inventory
Last Month	-29.7%	-15.0%	-10.8%
Same Month Last Year	4.0%	13.7%	40.2%



	November 2023		November 2024	+ / -	12 Month Avg	+ / -
New Listings	1869		1943	4.0%	2607	21.1%
Pending Sales	1422		1672	17.6%	1954	5.2%
Closed Sales	1478		1680	13.7%	1865	3.2%
Median Sales Price	\$865,490		\$890,000	2.8%	\$898,574	7.2%
Average Sales Price	\$1,136,251		\$1,157,953	1.9%	\$1,183,870	7.7%
List to Sale Price Ratio	98.6%		97.8%	-0.8%	99.1%	-0.6%
Days on Market	22		31	40.9%	24	0.9%
Inventory of Homes for Sale	3032		4251	40.2%	3820	45.5%
Months Supply of Inventory	1.6		2.2	37.5%	2.1	56.7%

% Change in Median Price



The source of the data for this report is the MLS, Local Association of Realtors and Construction Monitor.