



BROKERS • COLONIAL • DONAHOE

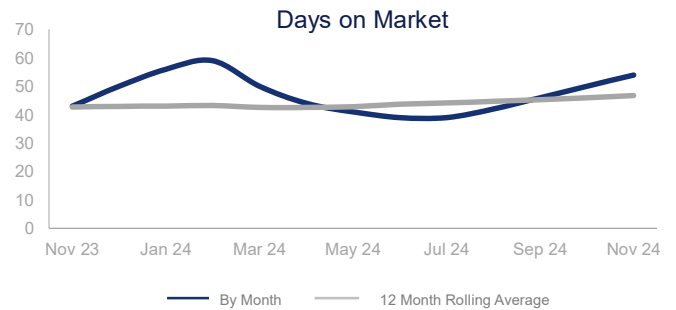
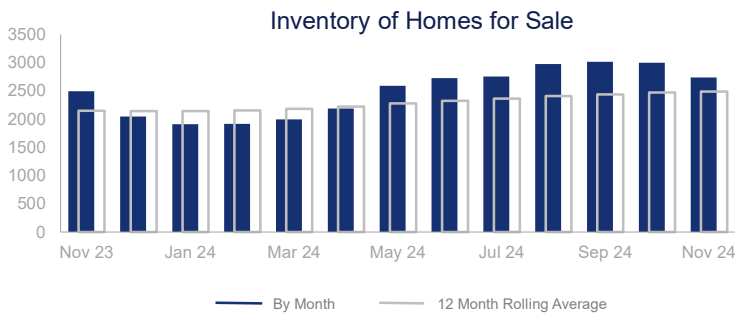
Market Report | November 2024

SALT LAKE COUNTY

Highlights:

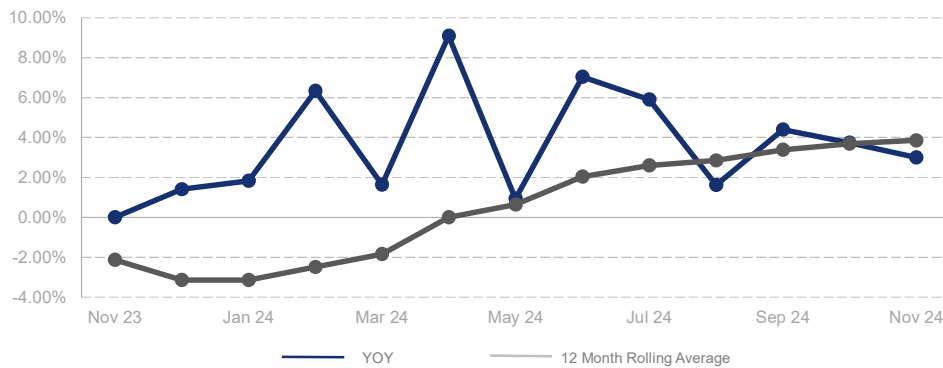
- Median Sales Price is up 3.9% over a 12 month rolling average and up 3.0% from the same month last year.
- Inventory of Homes for Sale is up 16.0% over a 12 month rolling average and up 9.8% from the same month last year.
- List to Sales Price Ratio is down 3.2% over a 12 month rolling average and down 0.2% from the same month last year.

	Change in New Listings	Change in Closed Sales	Change in Inventory
Last Month	-28.7%	-16.8%	-8.6%
Same Month Last Year	4.7%	10.1%	9.8%



	November 2023		November 2024	+ / -	12 Month Avg	+ / -
New Listings	893		935	4.7%	1259	7.5%
Pending Sales	665		746	12.2%	906	5.6%
Closed Sales	770		848	10.1%	973	6.8%
Median Sales Price	\$500,000		\$515,000	3.0%	\$531,545	3.9%
Average Sales Price	\$595,731		\$601,809	1.0%	\$620,556	3.9%
List to Sale Price Ratio	96.5%		96.3%	-0.2%	97.4%	-3.2%
Days on Market	43		54	25.6%	47	9.5%
Inventory of Homes for Sale	2493		2738	9.8%	2485	16.0%
Months Supply of Inventory	2.7		2.7	0.0%	2.5	14.2%
Single Family Permits	49		106	116.3%	84	-12.5%

% Change in Median Price



The source of the data for this report is the MLS, Local Association of Realtors and Construction Monitor.