



BROKERS • COLONIAL • DONAHOE

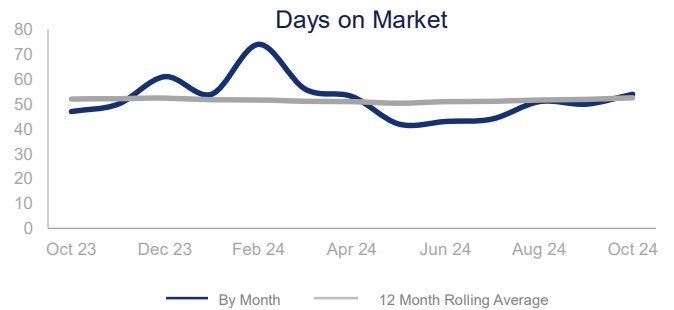
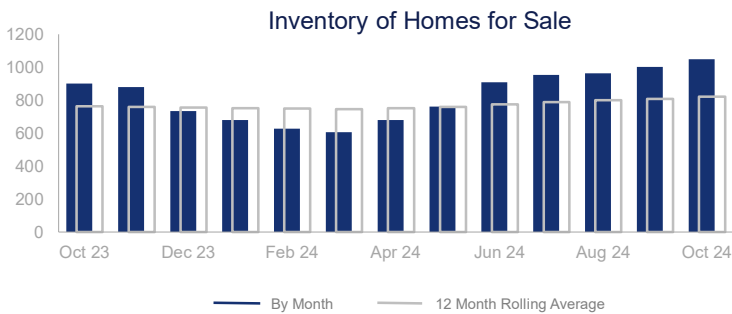
Market Report | October 2024

WEBER COUNTY

Highlights:

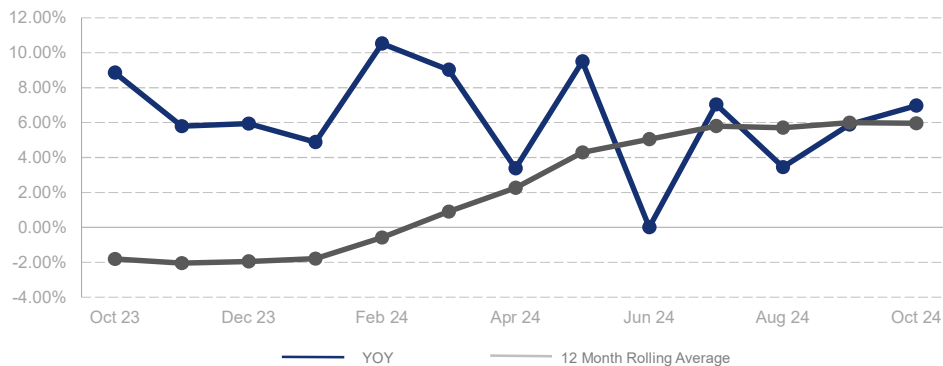
- Median Sales Price is up 6.0% over a 12 month rolling average and up 7.0% from the same month last year.
- Inventory of Homes for Sale is up 7.4% over a 12 month rolling average and up 16.3% from the same month last year.
- Closed Sales are up 0.4% over a 12 month rolling average and up 18.1% from the same month last year.

	Change in New Listings	Change in Closed Sales	Change in Inventory
Last Month	-1.8%	-2.8%	4.7%
Same Month Last Year	20.7%	18.1%	16.3%



	October 2023		October 2024	+ / -	12 Month Avg	+ / -
New Listings	358		432	20.7%	378	5.4%
Pending Sales	203		234	15.3%	251	0.7%
Closed Sales	237		280	18.1%	265	0.4%
Median Sales Price	\$430,000		\$460,000	7.0%	\$434,609	6.0%
Average Sales Price	\$485,318		\$517,630	6.7%	\$500,357	5.8%
List to Sale Price Ratio	96.3%		96.6%	0.3%	96.8%	-4.0%
Days on Market	47		54	14.9%	52	0.9%
Inventory of Homes for Sale	900		1047	16.3%	820	7.4%
Months Supply of Inventory	3.3		3.8	15.2%	3.0	12.4%
Single Family Permits	35		8	-77.1%	29	23.1%

% Change in Median Price



The source of the data for this report is the MLS, Local Association of Realtors and Construction Monitor.