



BROKERS • COLONIAL • DONAHOE

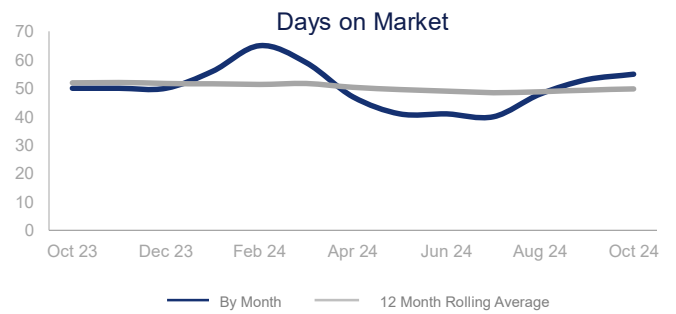
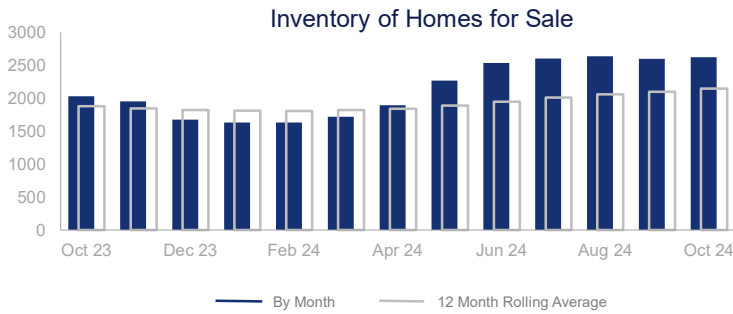
# Market Report | October 2024

## UTAH COUNTY

### Highlights:

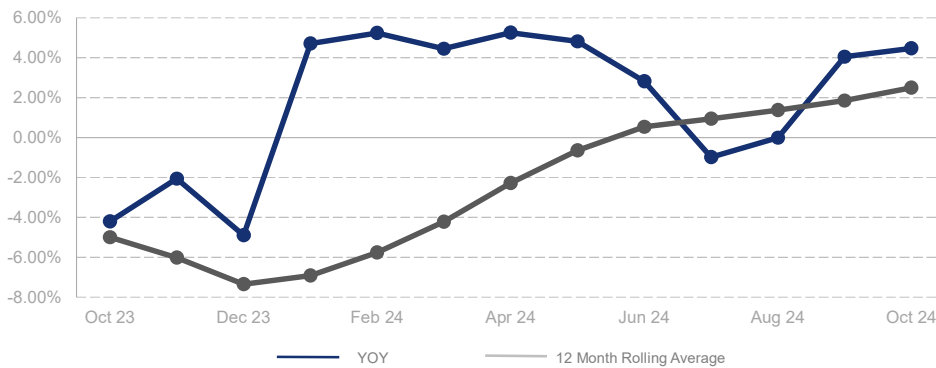
- Median Sales Price is up 2.5% over a 12 month rolling average and up 4.5% from the same month last year.
- Inventory of Homes for Sale is up 14.2% over a 12 month rolling average and up 28.9% from the same month last year.
- Closed Sales are up 7.1% over a 12 month rolling average and up 25.8% from the same month last year.

	Change in New Listings	Change in Closed Sales	Change in Inventory
Last Month	-2.4%	-5.2%	0.8%
Same Month Last Year	27.8%	25.8%	28.9%



	October 2023		October 2024	+ / -	12 Month Avg	+ / -
New Listings	769		983	27.8%	984	22.8%
Pending Sales	562		685	21.9%	704	13.9%
Closed Sales	569		716	25.8%	688	7.1%
Median Sales Price	\$479,000		\$500,450	4.5%	\$497,601	2.5%
Average Sales Price	\$558,969		\$590,804	5.7%	\$575,785	1.6%
List to Sale Price Ratio	97.0%		97.1%	0.1%	97.6%	-3.8%
Days on Market	50		55	10.0%	50	-4.0%
Inventory of Homes for Sale	2031		2617	28.9%	2145	14.2%
Months Supply of Inventory	3.1		3.5	12.9%	3.1	13.2%
Single Family Permits	188		162	-13.8%	236	29.5%

### % Change in Median Price



The source of the data for this report is the MLS, Local Association of Realtors and Construction Monitor.