



BROKERS • COLONIAL • DONAHOE

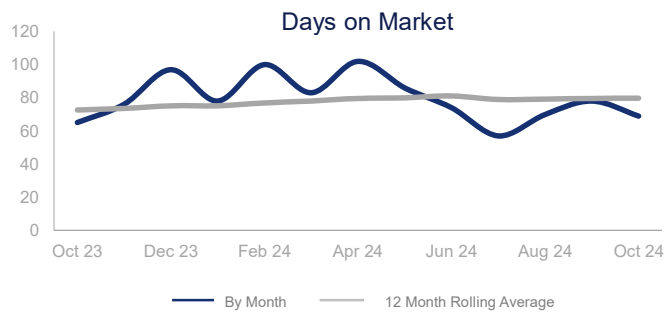
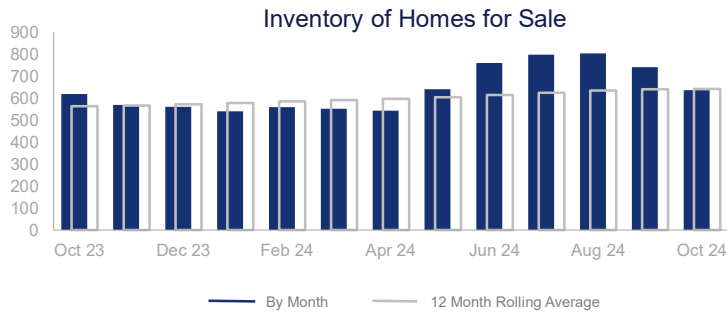
Market Report | October 2024

SUMMIT COUNTY

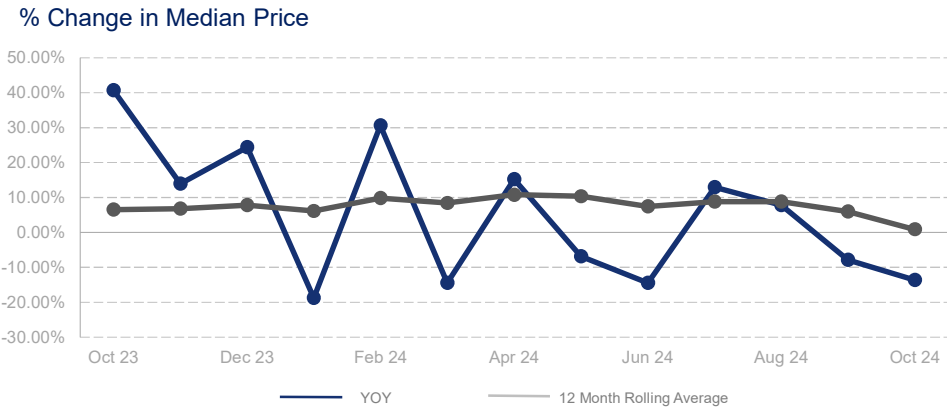
Highlights:

- Median Sales Price is up 0.9% over a 12 month rolling average but down 13.6% from the same month last year.
- Inventory of Homes for Sale is up 14.0% over a 12 month rolling average and up 2.7% from the same month last year.
- Closed Sales are up 5.2% over a 12 month rolling average and up 18.6% from the same month last year.

	Change in New Listings	Change in Closed Sales	Change in Inventory
Last Month	-4.4%	26.4%	-14.0%
Same Month Last Year	-21.7%	18.6%	2.7%



	October 2023		October 2024	+ / -	12 Month Avg	+ / -
New Listings	166		130	-21.7%	170	6.3%
Pending Sales	97		131	35.1%	105	6.8%
Closed Sales	129		153	18.6%	105	5.2%
Median Sales Price	\$1,530,000		\$1,322,500	-13.6%	\$1,376,551	0.9%
Average Sales Price	\$2,237,370		\$2,231,260	-0.3%	\$2,144,135	0.0%
List to Sale Price Ratio	93.0%		93.0%	0.0%	93.5%	-6.3%
Days on Market	65		69	6.2%	80	9.9%
Inventory of Homes for Sale	620		637	2.7%	642	14.0%
Months Supply of Inventory	6.4		5.7	-10.9%	6.1	8.8%
Single Family Permits	7		3	-57.1%	14	-29.6%



The source of the data for this report is the MLS, Local Association of Realtors and Construction Monitor.