



BROKERS • COLONIAL • DONAHOE

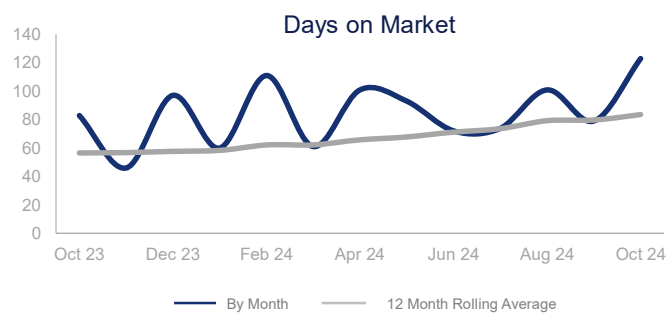
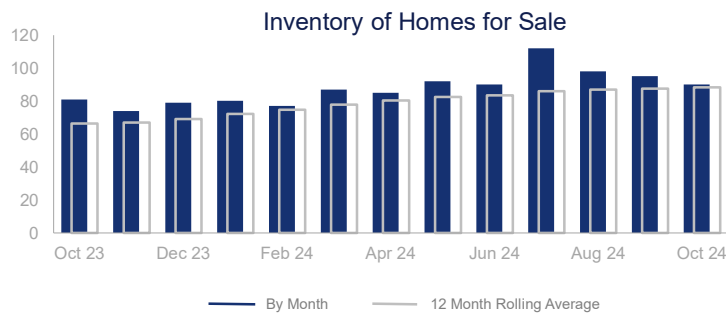
# Market Report | October 2024

## SEVIER COUNTY

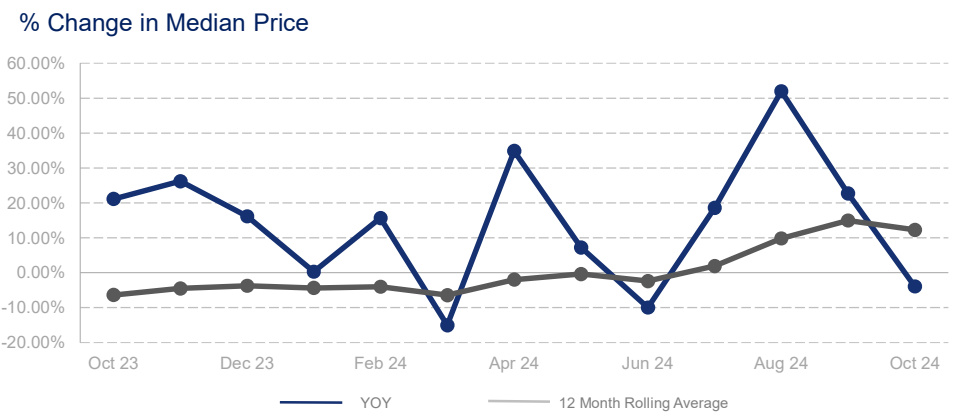
### Highlights:

- Median Sales Price is up 12.3% over a 12 month rolling average but down 3.9% from the same month last year.
- Inventory of Homes for Sale is up 32.9% over a 12 month rolling average and up 11.1% from the same month last year.
- List to Sales Price Ratio is down 6.5% over a 12 month rolling average and down 3.2 from the same month last year.

	Change in New Listings	Change in Closed Sales	Change in Inventory
Last Month	<b>-25.8%</b>	<b>-23.1%</b>	<b>-5.3%</b>
Same Month Last Year	<b>15.0%</b>	<b>5.3%</b>	<b>11.1%</b>



	October 2023		October 2024	+ / -	12 Month Avg	+ / -
New Listings	20		23	15.0%	24	6.6%
Pending Sales	22		20	-9.1%	18	3.4%
Closed Sales	19		20	5.3%	18	6.6%
Median Sales Price	\$333,000		\$319,950	-3.9%	\$330,314	12.3%
Average Sales Price	\$347,500		\$361,133	3.9%	\$360,160	15.7%
List to Sale Price Ratio	95.2%		92.2%	-3.2%	92.8%	-6.5%
Days on Market	83		123	48.2%	84	47.7%
Inventory of Homes for Sale	81		90	11.1%	88	32.9%
Months Supply of Inventory	4.8		5.1	6.2%	5.2	42.7%



The source of the data for this report is the MLS, Local Association of Realtors and Construction Monitor.