



BROKERS • COLONIAL • DONAHOE

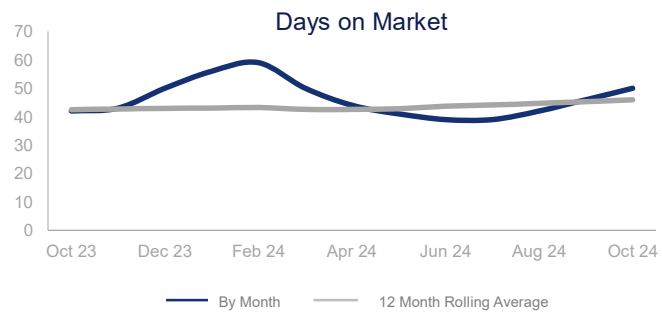
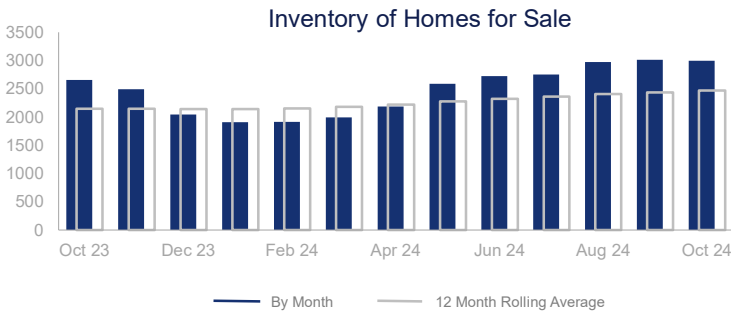
Market Report | October 2024

SALT LAKE COUNTY

Highlights:

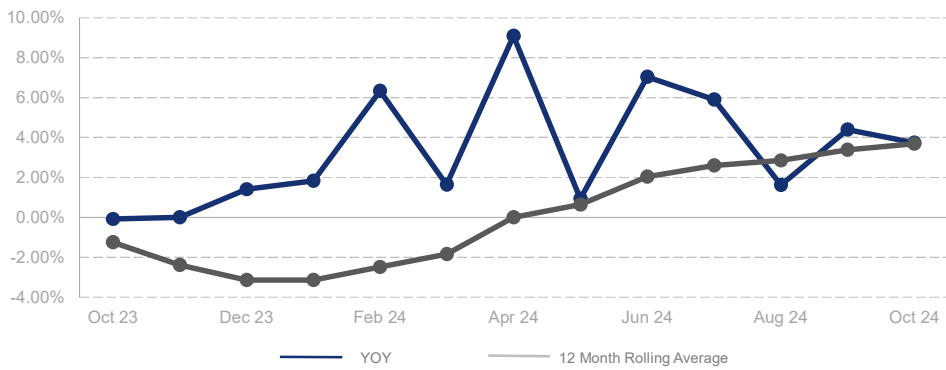
- Median Sales Price is up 3.7% over a 12 month rolling average and up 3.7% from the same month last year.
- Inventory of Homes for Sale is up 14.8% over a 12 month rolling average and up 12.9% from the same month last year.
- Closed Sales are up 6.0% over a 12 month rolling average and up 10.6% from the same month last year.

	Change in New Listings	Change in Closed Sales	Change in Inventory
Last Month	-0.7%	4.8%	-0.6%
Same Month Last Year	14.5%	10.6%	12.9%



	October 2023		October 2024	+ / -	12 Month Avg	+ / -
New Listings	1145		1311	14.5%	1255	7.2%
Pending Sales	764		866	13.4%	899	4.5%
Closed Sales	921		1019	10.6%	967	6.0%
Median Sales Price	\$518,605		\$537,990	3.7%	\$530,661	3.7%
Average Sales Price	\$611,437		\$645,518	5.6%	\$620,278	4.0%
List to Sale Price Ratio	96.3%		96.6%	0.3%	97.4%	-3.3%
Days on Market	42		50	19.0%	46	8.2%
Inventory of Homes for Sale	2652		2995	12.9%	2465	14.8%
Months Supply of Inventory	2.8		3.0	7.1%	2.5	15.9%
Single Family Permits	136		65	-52.2%	79	-17.3%

% Change in Median Price



3.7%

Year-Over-Year Change
12 Month Average
Median Sales Price

The source of the data for this report is the MLS, Local Association of Realtors and Construction Monitor.