



BROKERS • COLONIAL • DONAHOE

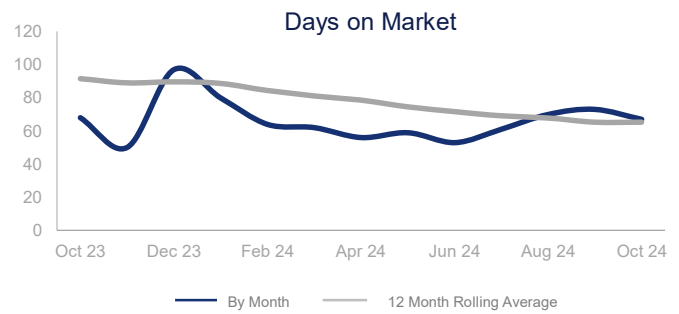
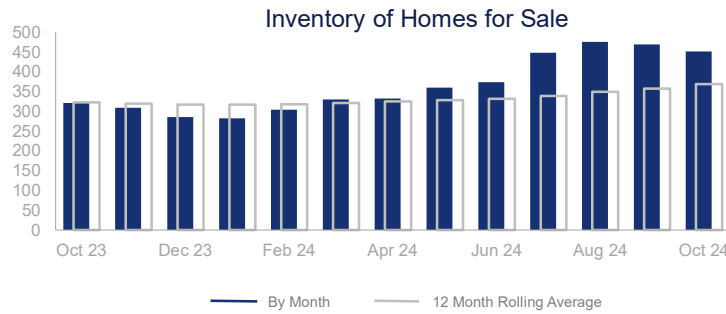
Market Report | October 2024

IRON COUNTY

Highlights:

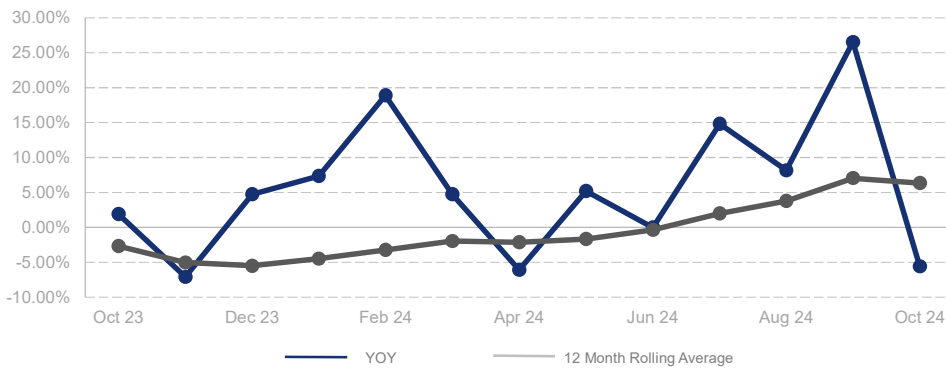
- Median Sales Price is up 6.3% over a 12 month rolling average but down 5.6% from the same month last year.
- Inventory of Homes for Sale is up 14.1% over a 12 month rolling average and up 40.5% from the same month last year.
- List to Sales Price Ratio is down 4.8% over a 12 month rolling average and down 0.4% from the same month last year.

	Change in New Listings	Change in Closed Sales	Change in Inventory
Last Month	-15.1%	1.9%	-3.8%
Same Month Last Year	8.8%	54.3%	40.5%



	October 2023		October 2024	+ / -	12 Month Avg	+ / -
New Listings	114		124	8.8%	130	19.4%
Pending Sales	93		100	7.5%	95	11.3%
Closed Sales	70		108	54.3%	88	12.4%
Median Sales Price	\$402,495		\$380,000	-5.6%	\$386,636	6.3%
Average Sales Price	\$425,662		\$422,433	-0.8%	\$422,447	6.4%
List to Sale Price Ratio	95.7%		95.3%	-0.4%	96.1%	-4.8%
Days on Market	68		67	-1.5%	65	-28.7%
Inventory of Homes for Sale	321		451	40.5%	368	14.1%
Months Supply of Inventory	4.0		4.6	14.1%	4.2	11.6%
Single Family Permits	8		8	0.0%	29	9.3%

% Change in Median Price



The source of the data for this report is the MLS, Local Association of Realtors and Construction Monitor.