



BROKERS • COLONIAL • DONAHOE

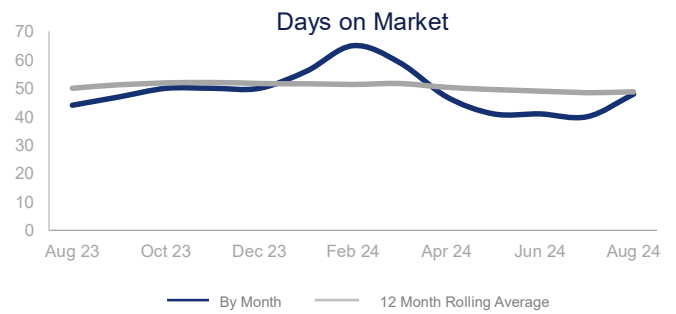
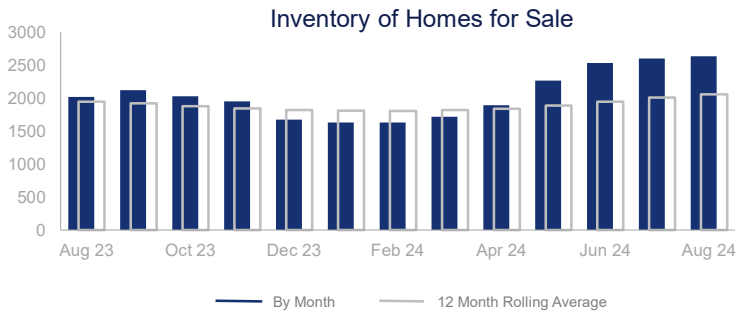
# Market Report | August 2024

## UTAH COUNTY

### Highlights:

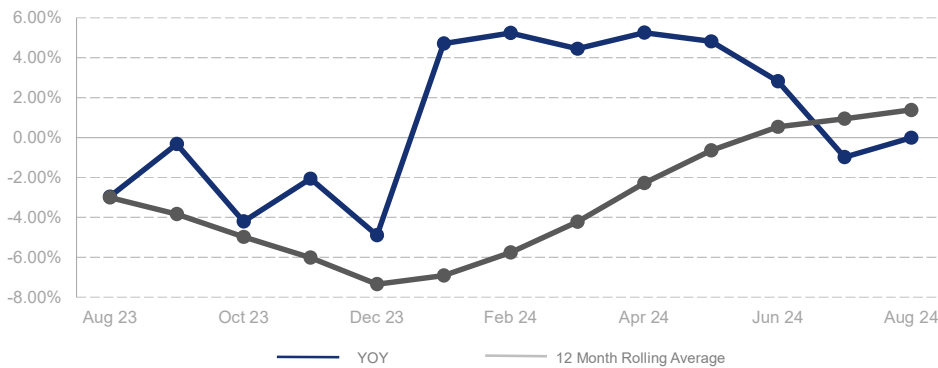
- Median Sales Price is up 1.4% over a 12 month rolling average but not change from the same month last year.
- Inventory of Homes for Sale is up 5.7% over a 12 month rolling average and up 30.7% from the same month last year.
- Closed Sales are up 0.2% over a 12 month rolling average and up 24.8% from the same month last year.

	Change in New Listings	Change in Closed Sales	Change in Inventory
Last Month	<b>1.7%</b>	<b>11.8%</b>	<b>1.4%</b>
Same Month Last Year	<b>3.8%</b>	<b>24.8%</b>	<b>30.7%</b>



	August 2023		August 2024	+ / -	12 Month Avg	+ / -
New Listings	1067		<b>1108</b>	3.8%	<b>955</b>	17.4%
Pending Sales	678		<b>803</b>	18.4%	<b>679</b>	-7.0%
Closed Sales	689		<b>860</b>	24.8%	<b>663</b>	0.2%
Median Sales Price	\$499,990		<b>\$499,945</b>	0.0%	<b>\$494,166</b>	1.4%
Average Sales Price	\$602,104		<b>\$571,965</b>	-5.0%	<b>\$570,522</b>	0.7%
List to Sale Price Ratio	98.0%		<b>97.7%</b>	-0.3%	<b>97.6%</b>	-4.0%
Days on Market	44		<b>48</b>	9.1%	<b>49</b>	-2.4%
Inventory of Homes for Sale	2018		<b>2637</b>	30.7%	<b>2057</b>	5.7%
Months Supply of Inventory	3.1		<b>3.7</b>	19.4%	<b>3.0</b>	12.7%
Single Family Permits	328		<b>120</b>	-63.4%	<b>234</b>	31.2%

### % Change in Median Price



The source of the data for this report is the MLS, Local Association of Realtors and Construction Monitor.