



BROKERS • COLONIAL • DONAHOE

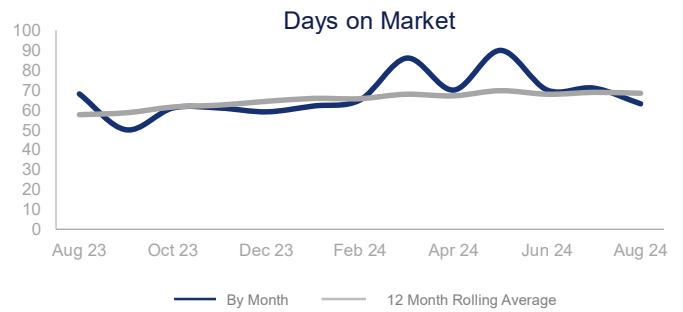
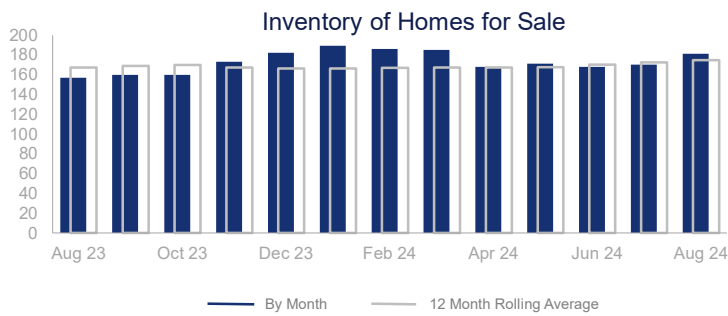
Market Report | August 2024

MESQUITE AREA

Highlights:

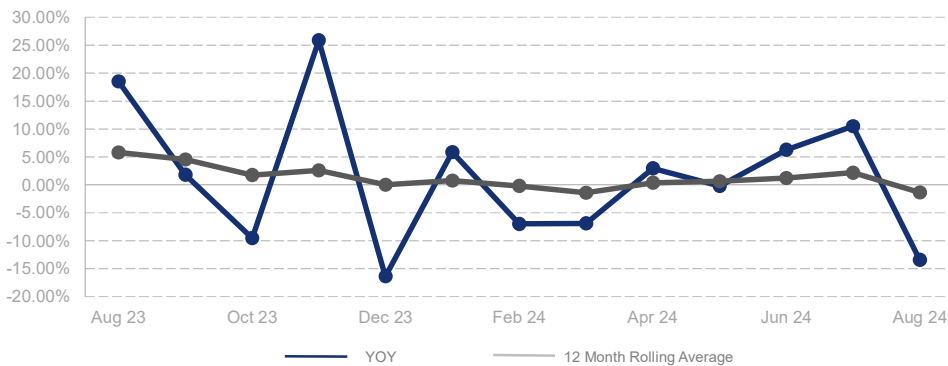
- Median Sales Price is down 1.4% over a 12 month rolling average and down 13.4% from the same month last year.
- Inventory of Homes for Sale is up 4.3% over a 12 month rolling average and up 15.3% from the same month last year.
- Closed Sales are up 0.3% over a 12 month rolling average but down 20.3% from the same month last year.

	Change in New Listings	Change in Closed Sales	Change in Inventory
Last Month	52.7%	-15.0%	6.5%
Same Month Last Year	0.0%	-20.3%	15.3%



	August 2023	August 2024	+ / -	12 Month Avg	+ / -
New Listings	84	84	0.0%	68	4.8%
Pending Sales	56	52	-7.1%	60	5.1%
Closed Sales	64	51	-20.3%	52	0.3%
Median Sales Price	\$443,069	\$383,627	-13.4%	\$377,199	-1.4%
Average Sales Price	\$462,062	\$436,136	-5.6%	\$426,949	4.2%
Days on Market	68	63	-7.4%	68	18.7%
Inventory of Homes for Sale	157	181	15.3%	174	4.3%
Months Supply of Inventory	2.5	3.5	42.9%	3.5	4.7%
Single Family Permits	30	30	0.0%	25	159.0%

% Change in Median Price



The source of the data for this report is the MLS, Local Association of Realtors and Construction Monitor.