



BROKERS • COLONIAL • DONAHOE

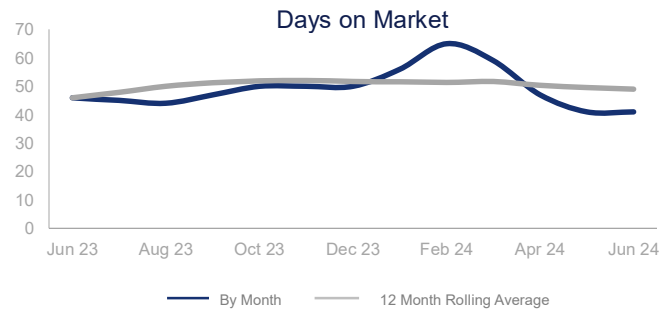
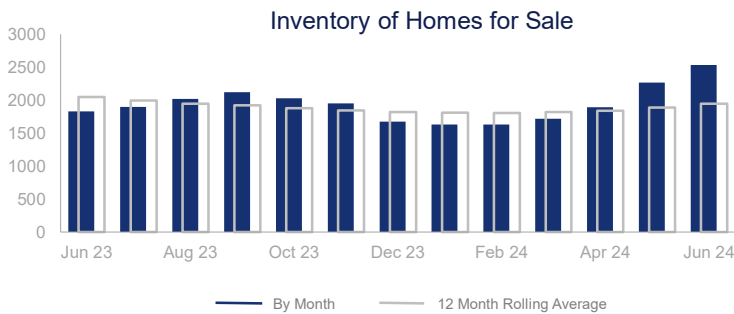
Market Report | June 2024

UTAH COUNTY

Highlights:

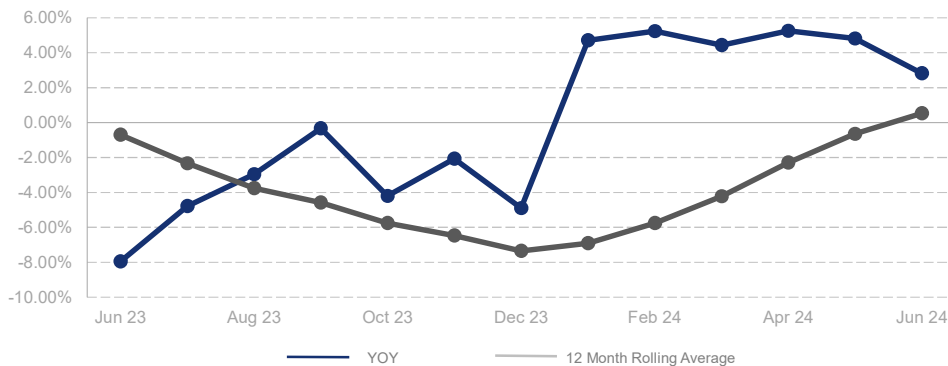
- Median Sales Price is up 0.5% over a 12 month rolling average and prices have risen the first half of 2024.
- Inventory of Homes for Sale is down 5.0% over a 12 month rolling average but up 38.8% from the same month last year.
- Single Family Permits are up 60.9% over a 12 month rolling average but down 48.9% from the same month last year.

	Change in New Listings	Change in Closed Sales	Change in Inventory
Last Month	-11.3%	-6.8%	11.9%
Same Month Last Year	22.5%	1.1%	38.8%



	June 2023		June 2024	+ / -	12 Month Avg	+ / -
New Listings	948		1161	22.5%	935	8.7%
Pending Sales	667		696	4.3%	654	-14.0%
Closed Sales	733		741	1.1%	638	-7.1%
Median Sales Price	\$497,000		\$511,000	2.8%	\$494,441	0.5%
Average Sales Price	\$572,217		\$599,409	4.8%	\$575,127	1.4%
List to Sale Price Ratio	97.5%		98.4%	0.9%	97.6%	-3.6%
Days on Market	46		41	-10.9%	49	6.7%
Inventory of Homes for Sale	1827		2535	38.8%	1946	-5.0%
Months Supply of Inventory	2.7		3.7	37.0%	2.9	9.4%
Single Family Permits	309		158	-48.9%	254	60.9%

% Change in Median Price



The source of the data for this report is the MLS, Local Association of Realtors and Construction Monitor.