



BROKERS • COLONIAL • DONAHOE

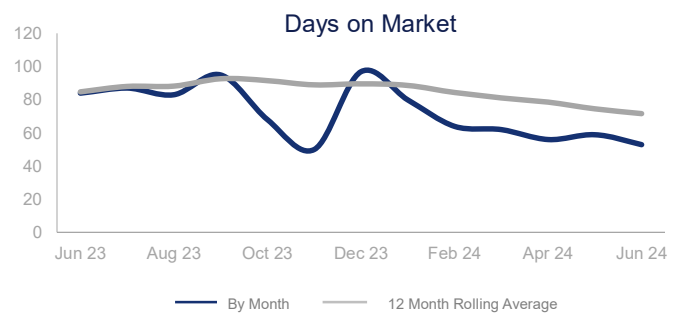
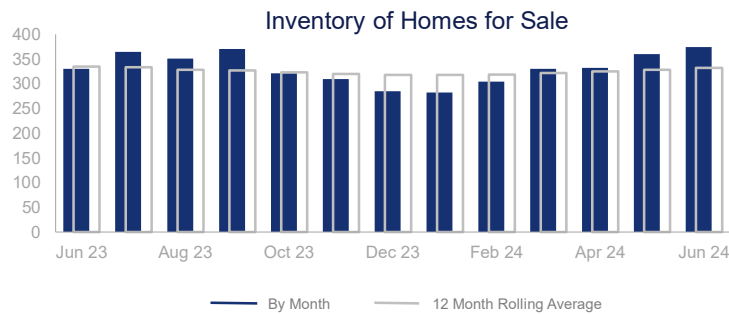
Market Report | June 2024

IRON COUNTY

Highlights:

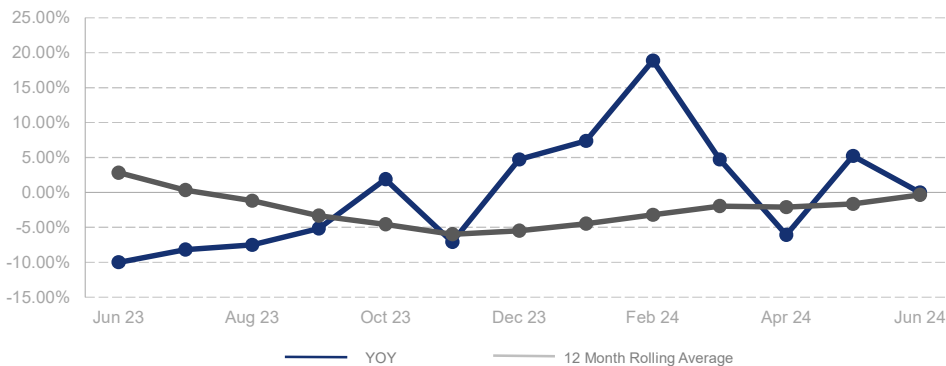
- Median Sales Price is down 0.4% over a 12 month rolling average but prices have slightly risen the first half of 2024.
- Inventory of Homes for Sale is down 0.9% over a 12 month rolling average but up 13.3% from the same month last year.
- Closed Sales are up 14.0% over a 12 month rolling average and up 10.2% from the same month last year.

| | Change in New Listings | Change in Closed Sales | Change in Inventory |
|----------------------|------------------------|------------------------|---------------------|
| Last Month | -25.1% | 1.0% | 3.9% |
| Same Month Last Year | -10.3% | 10.2% | 13.3% |



| | June 2023 | | June 2024 | + / - | 12 Month Avg | + / - |
|-----------------------------|-----------|--|------------------|--------|------------------|--------|
| New Listings | 146 | | 131 | -10.3% | 122 | 13.7% |
| Pending Sales | 106 | | 105 | -0.9% | 91 | 8.8% |
| Closed Sales | 88 | | 97 | 10.2% | 83 | 14.0% |
| Median Sales Price | \$380,500 | | \$380,455 | 0.0% | \$369,812 | -0.4% |
| Average Sales Price | \$400,347 | | \$411,349 | 2.7% | \$405,928 | 0.4% |
| List to Sale Price Ratio | 97.6% | | 96.1% | -1.5% | 96.2% | -5.0% |
| Days on Market | 84 | | 53 | -36.9% | 72 | -15.6% |
| Inventory of Homes for Sale | 330 | | 374 | 13.3% | 332 | -0.9% |
| Months Supply of Inventory | 4.1 | | 4.4 | 7.5% | 4.1 | 14.6% |
| Single Family Permits | 32 | | 15 | -53.1% | 36 | 28.3% |

% Change in Median Price



The source of the data for this report is the MLS, Local Association of Realtors and Construction Monitor.