



BROKERS • COLONIAL • DONAHOE

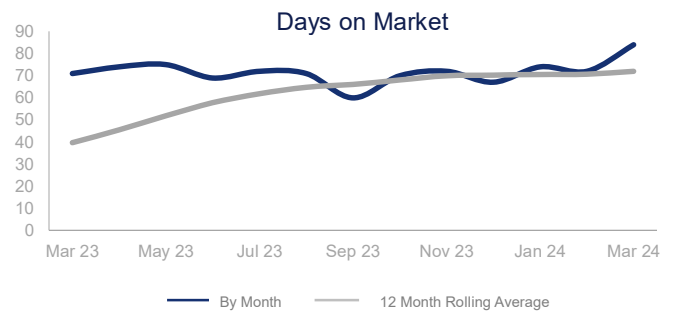
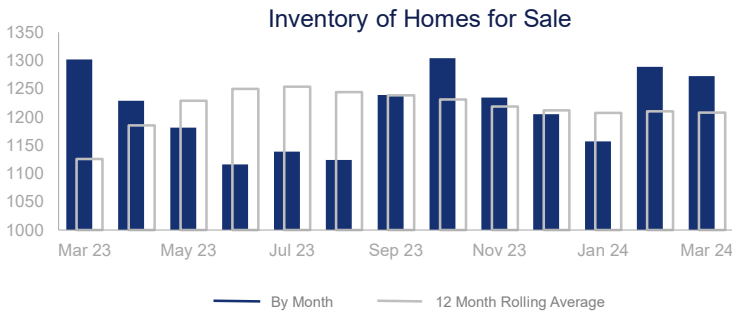
Market Report | March 2024

WASHINGTON COUNTY

Highlights:

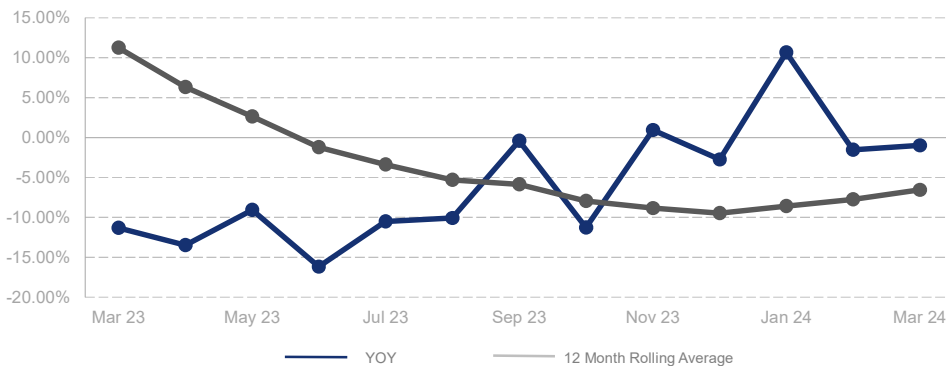
- Median Sales Price is down 6.6% over a 12 month rolling average and down 1.0% from the same month last year.
- Inventory of Homes for Sale is up 7.3% over a 12 month rolling average but down 2.3% from the same month last year.
- Single Family Permits are up 40.8% over a 12 month rolling average and up 55.5% from the same month last year.

	Change in New Listings	Change in Closed Sales	Change in Inventory
Last Month	-22.8%	47.7%	-1.3%
Same Month Last Year	4.4%	12.4%	-2.3%



	March 2023		March 2024	+ / -	12 Month Avg	+ / -
New Listings	480		501	4.4%	471	-7.6%
Pending Sales	397		420	5.8%	348	9.4%
Closed Sales	347		390	12.4%	315	12.6%
Median Sales Price	\$510,000		\$505,000	-1.0%	\$505,811	-6.6%
Average Sales Price	\$625,347		\$625,163	0.0%	\$614,649	-2.6%
List to Sale Price Ratio	95.3%		96.2%	0.9%	95.8%	-1.3%
Days on Market	71		84	18.3%	72	81.5%
Inventory of Homes for Sale	1302		1272	-2.3%	1207	7.3%
Months Supply of Inventory	4.1		4.0	-4.6%	3.9	25.6%
Single Family Permits	146		227	55.5%	184	40.8%

% Change in Median Price



The source of the data for this report is the MLS, Local Association of Realtors and Construction Monitor.