



BROKERS • COLONIAL • DONAHOE

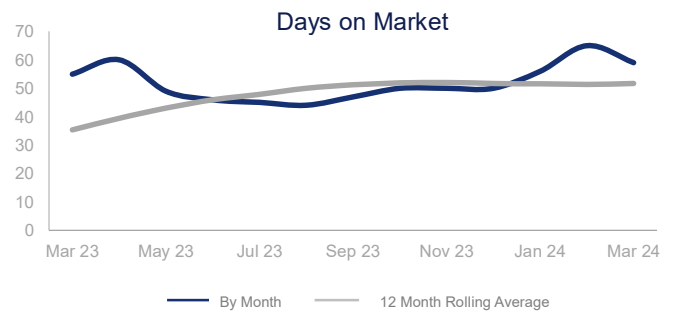
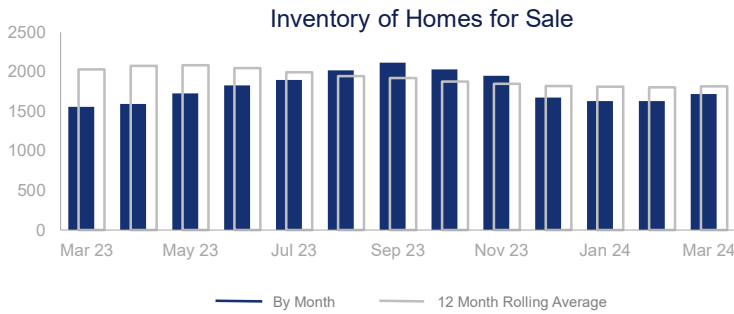
# Market Report | March 2024

## UTAH COUNTY

### Highlights:

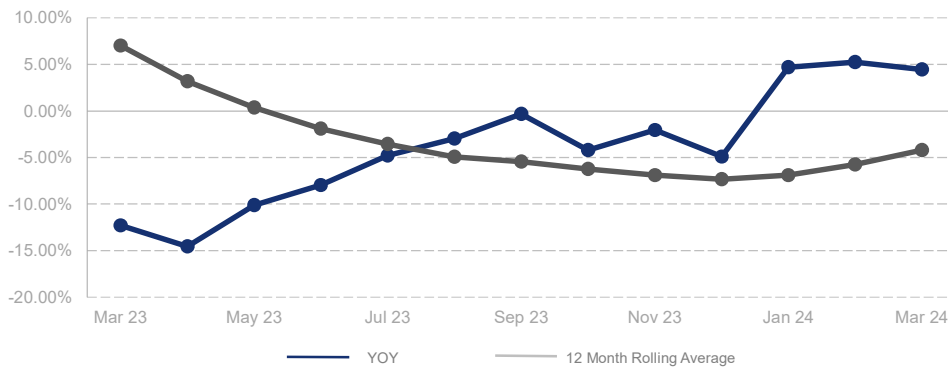
- Median Sales Price is down 4.2% over a 12 month rolling average but up 4.4% from the same month last year.
- Inventory of Homes for Sale is down 10.4% over a 12 month rolling average but up 10.4% from the same month last year.
- Closed Sales are down 12.9% over a 12 month rolling average and down 17.2% from the same month last year.

	Change in New Listings	Change in Closed Sales	Change in Inventory
Last Month	<b>26.1%</b>	<b>6.7%</b>	<b>5.4%</b>
Same Month Last Year	<b>28.8%</b>	<b>-17.2%</b>	<b>10.4%</b>



	March 2023		March 2024	+ / -	12 Month Avg	+ / -
New Listings	806		<b>1038</b>	28.8%	<b>861</b>	-13.2%
Pending Sales	779		<b>817</b>	4.9%	<b>635</b>	-21.4%
Closed Sales	785		<b>650</b>	-17.2%	<b>630</b>	-12.9%
Median Sales Price	\$469,140		<b>\$490,000</b>	4.4%	<b>\$488,188</b>	-4.2%
Average Sales Price	\$532,955		<b>\$563,142</b>	5.7%	<b>\$568,178</b>	-2.1%
List to Sale Price Ratio	95.9%		<b>98.0%</b>	2.2%	<b>97.1%</b>	-1.7%
Days on Market	55		<b>59</b>	7.3%	<b>52</b>	46.3%
Inventory of Homes for Sale	1556		<b>1718</b>	10.4%	<b>1818</b>	-10.4%
Months Supply of Inventory	2.2		<b>2.5</b>	13.6%	<b>2.7</b>	11.9%
Single Family Permits	280		<b>325</b>	16.1%	<b>255</b>	43.8%

### % Change in Median Price



The source of the data for this report is the MLS, Local Association of Realtors and Construction Monitor.