



BROKERS • COLONIAL • DONAHOE

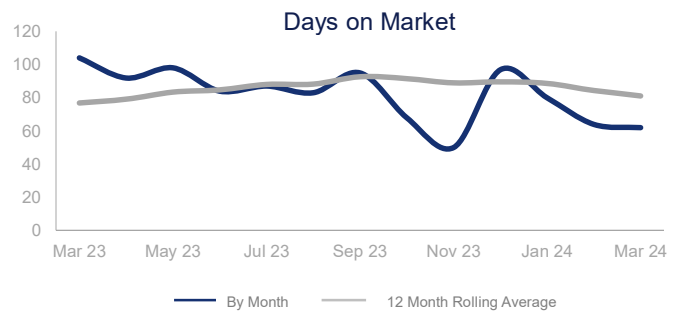
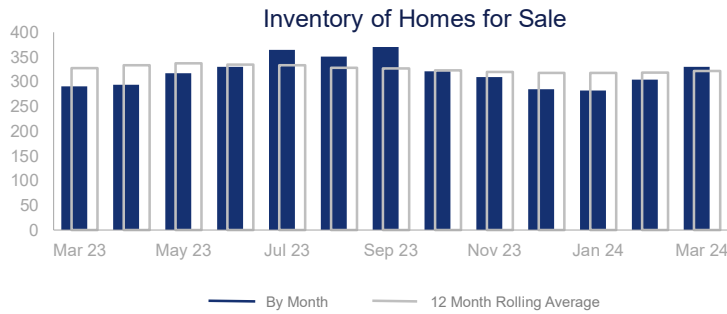
Market Report | March 2024

IRON COUNTY

Highlights:

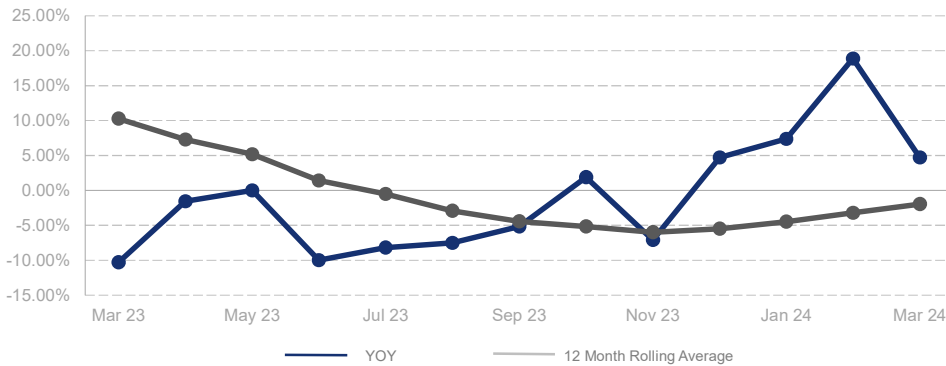
- Median Sales Price is down 2.0% over a 12 month rolling average but up 4.7% from the same month last year.
- Inventory of Homes for Sale is down 1.7% over a 12 month rolling average but up 13.4% from the same month last year.
- Closed Sales are up 3.1% over a 12 month rolling average but down 4.0% from the same month last year.

	Change in New Listings	Change in Closed Sales	Change in Inventory
Last Month	11.4%	-5.3%	8.6%
Same Month Last Year	23.3%	-4.0%	13.4%



	March 2023		March 2024	+ / -	12 Month Avg	+ / -
New Listings	103		127	23.3%	117	2.2%
Pending Sales	90		83	-7.8%	88	6.3%
Closed Sales	75		72	-4.0%	81	3.1%
Median Sales Price	\$349,000		\$365,500	4.7%	\$369,526	-2.0%
Average Sales Price	\$370,396		\$400,607	8.2%	\$406,225	-2.3%
List to Sale Price Ratio	95.1%		97.6%	2.6%	95.9%	-3.9%
Days on Market	104		62	-40.4%	81	5.6%
Inventory of Homes for Sale	291		330	13.4%	321	-1.7%
Months Supply of Inventory	3.3		4.0	21.2%	4.0	24.8%
Single Family Permits	0		58		40	26.6%

% Change in Median Price



The source of the data for this report is the MLS, Local Association of Realtors and Construction Monitor.