



BROKERS • COLONIAL • DONAHOE

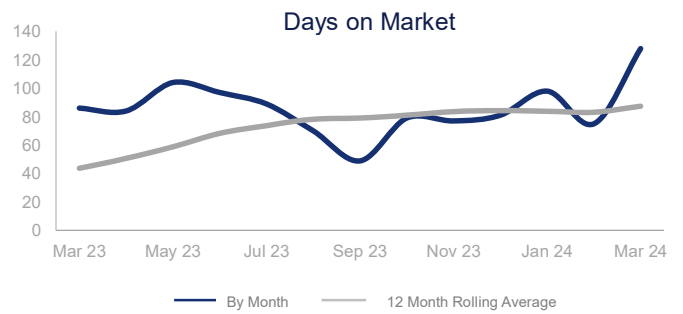
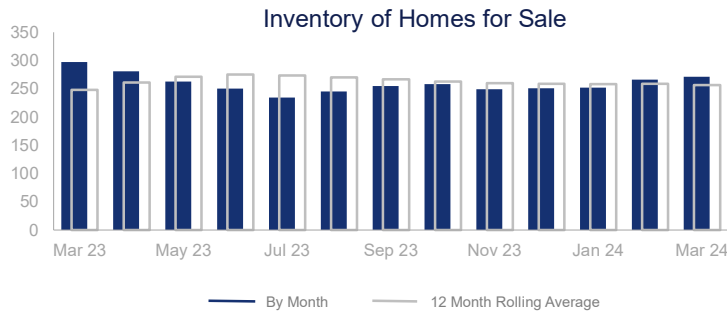
Market Report | March 2024

HURRICANE VALLEY

Highlights:

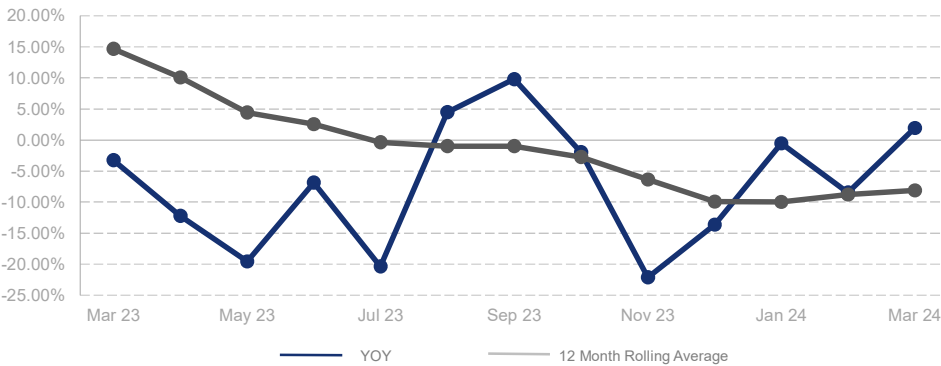
- Median Sales Price is down 8.2% over a 12 month rolling average but up 1.9% from the same month last year.
- Inventory of Homes for Sale is up 3.3% over a 12 month rolling average but down 8.8% from the same month last year.
- Days on Market of 128 days is up 100.6% over a 12 month rolling average and up 48.8% from the same month last year.

	Change in New Listings	Change in Closed Sales	Change in Inventory
Last Month	-35.2%	57.9%	1.9%
Same Month Last Year	5.2%	7.1%	-8.8%



	March 2023		March 2024	+ / -	12 Month Avg	+ / -
New Listings	77		81	5.2%	81	-8.2%
Pending Sales	52		60	15.4%	56	14.2%
Closed Sales	56		60	7.1%	48	3.2%
Median Sales Price	\$520,000		\$530,000	1.9%	\$483,690	-8.2%
Average Sales Price	\$602,964		\$627,703	4.1%	\$562,898	-3.5%
List to Sale Price Ratio	94.5%		95.2%	0.7%	95.8%	-3.9%
Days on Market	86		128	48.8%	88	100.6%
Inventory of Homes for Sale	297		271	-8.8%	256	3.3%
Months Supply of Inventory	5.5		5.5	-0.7%	5.2	31.1%
Single Family Permits	17		34	100.0%	30	51.3%

% Change in Median Price



The source of the data for this report is the MLS, Local Association of Realtors and Construction Monitor.