



BROKERS • COLONIAL • DONAHOE

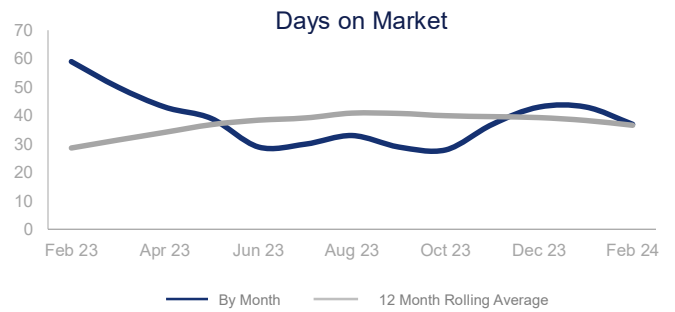
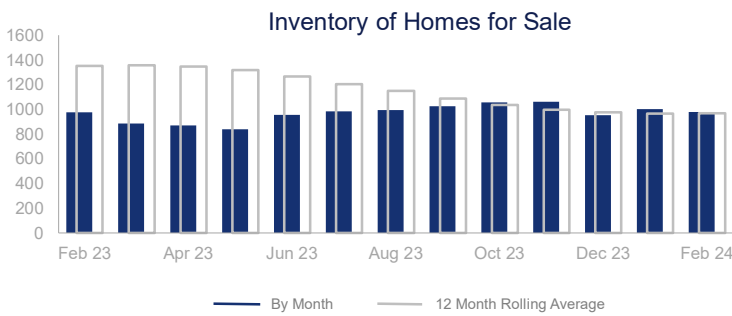
Market Report | February 2024

SOUTHWEST RIVERSIDE COUNTY

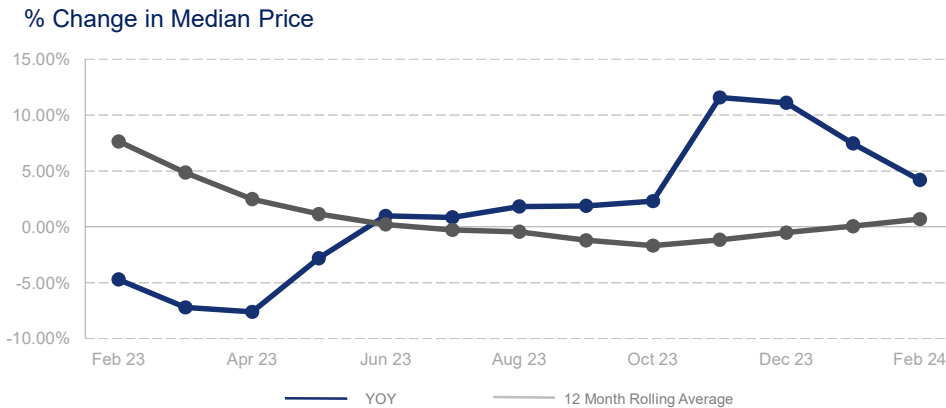
Highlights:

- Median Sales Price is up 0.7% over a 12 month rolling average and up 4.2% from the same month last year.
- Inventory of Homes for Sale is down 28.4% over a 12 month rolling average and down 2.5% from the prior month.
- Closed Sales is down 19.0% over a 12 month rolling average and down 2.1% from the same month last year.

	Change in New Listings	Change in Closed Sales	Change in Inventory
Last Month	-13.0%	25.4%	-2.5%
Same Month Last Year	16.0%	-2.1%	0.2%



	February 2023		February 2024	+ / -	12 Month Avg	+ / -
New Listings	480		557	16.0%	576	-21.8%
Pending Sales	466		441	-5.4%	444	-13.4%
Closed Sales	469		459	-2.1%	496	-19.0%
Median Sales Price	\$600,346		\$625,493	4.2%	\$630,591	0.7%
Average Sales Price	\$615,980		\$649,607	5.5%	\$662,004	0.1%
List to Sale Price Ratio	96.0%		99.0%	3.1%	98.6%	-1.0%
Days on Market	59		37	-37.3%	37	28.0%
Inventory of Homes for Sale	975		977	0.2%	967	-28.4%
Months Supply of Inventory	1.8		2.0	11.1%	1.9	-0.4%



The source of the data for this report is the MLS, Local Association of Realtors and Construction Monitor.