



BROKERS • COLONIAL • DONAHOE

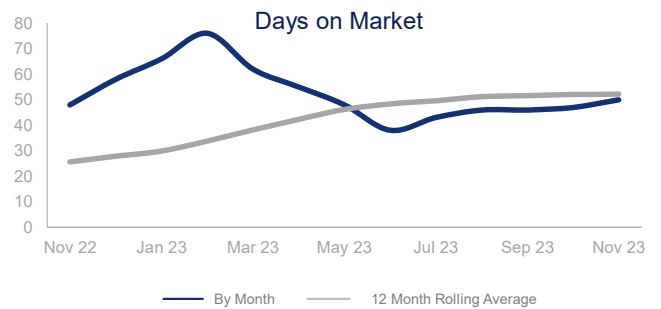
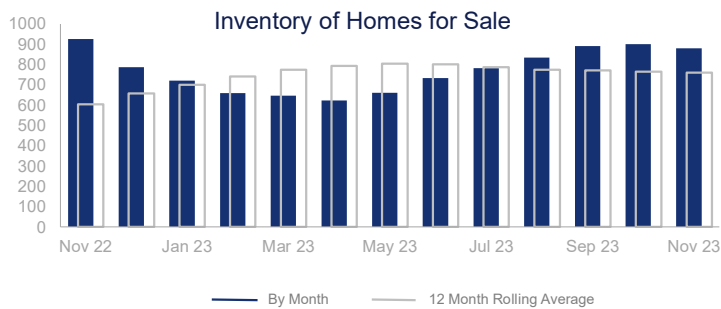
Market Report | November 2023

WEBER COUNTY

Highlights:

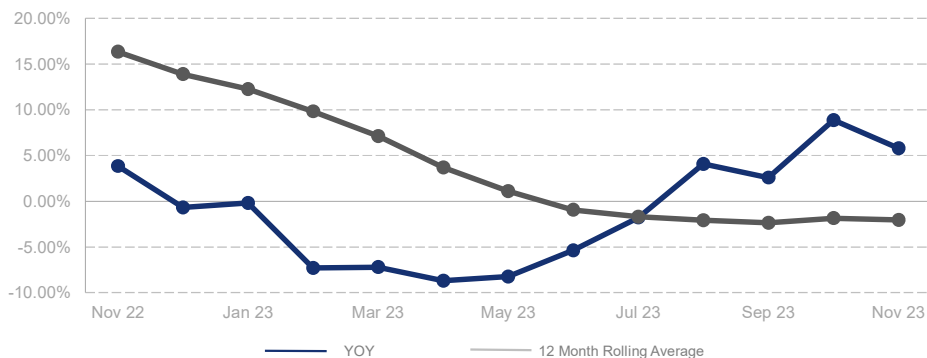
- Median Sales Price is down 2.0% over a 12 month rolling average but up 5.8% from the same month last year.
- Inventory of Homes for Sale is up 26% over a 12 month rolling average but down 5.0% from the same month last year.
- Closed Sales are down 15% over a 12 month rolling average but up 3.6% from the same month last year.

	Change in New Listings	Change in Closed Sales	Change in Inventory
Last Month	-17.9%	-15.2%	-2.2%
Same Month Last Year	-2.3%	3.6%	-5.0%



	November 2022		November 2023	+ / -	12 Month Avg	+ / -
New Listings	301		294	-2.3%	358	-16%
Pending Sales	187		180	-3.7%	249	-11%
Closed Sales	194		201	3.6%	265	-15%
Median Sales Price	\$397,000		\$420,000	5.8%	\$411,595	-2%
Average Sales Price	\$463,045		\$494,099	6.7%	\$474,709	-2%
List to Sale Price Ratio	93.1%		95.2%	2.3%	96.1%	-1%
Days on Market	48		50	4.2%	52	103%
Inventory of Homes for Sale	926		880	-5.0%	760	26%
Months Supply of Inventory	3.0		3.2	6.7%	2.7	54%
Single Family Permits	9		17	88.9%	21	-45%

% Change in Median Price



The source of the data for this report is the MLS, Local Association of Realtors and Construction Monitor.