



BROKERS • COLONIAL • DONAHOE

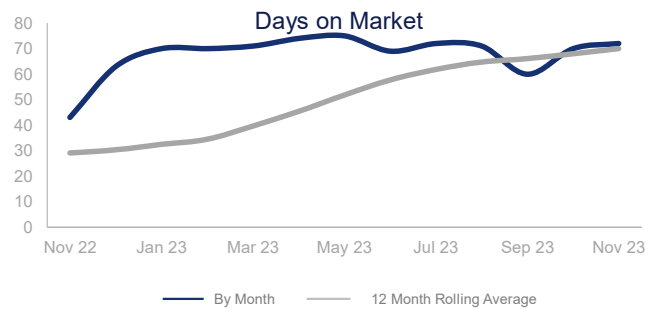
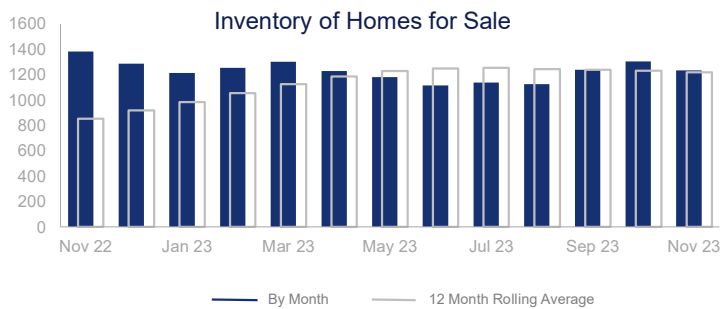
Market Report | November 2023

WASHINGTON COUNTY

Highlights:

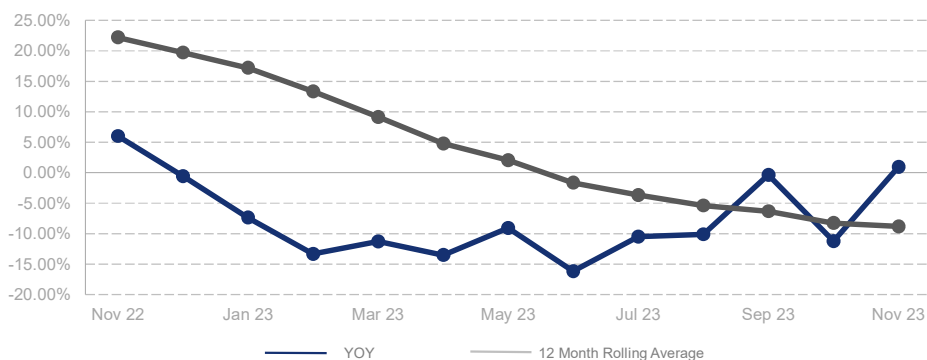
- Median Sales Price is down 8.8% over a 12 month rolling average but up slightly 0.9% from the same month last year.
- Inventory of Homes for Sale is up 43% over a 12 month rolling average but down 10.7% from the same month last year.
- Days on Market of 72 days is up 140% over a 12 month rolling average and up 67.4% from the same month last year.

	Change in New Listings	Change in Closed Sales	Change in Inventory
Last Month	-16.3%	-6.2%	-5.4%
Same Month Last Year	2.9%	15.2%	-10.7%



	November 2022		November 2023	+ / -	12 Month Avg	+ / -
New Listings	378		389	2.9%	465	-6%
Pending Sales	265		298	12.5%	341	0%
Closed Sales	237		273	15.2%	301	-7%
Median Sales Price	\$530,000		\$535,000	0.9%	\$504,224	-9%
Average Sales Price	\$624,192		\$634,212	1.6%	\$602,479	-6%
List to Sale Price Ratio	92.7%		94.9%	2.4%	95.3%	0%
Days on Market	43		72	67.4%	70	140%
Inventory of Homes for Sale	1382		1234	-10.7%	1219	43%
Months Supply of Inventory	3.8		4.0	3.7%	3.9	79%
Single Family Permits	71		210	195.8%	146	-14%

% Change in Median Price



The source of the data for this report is the MLS, Local Association of Realtors and Construction Monitor.