



BROKERS • COLONIAL • DONAHOE

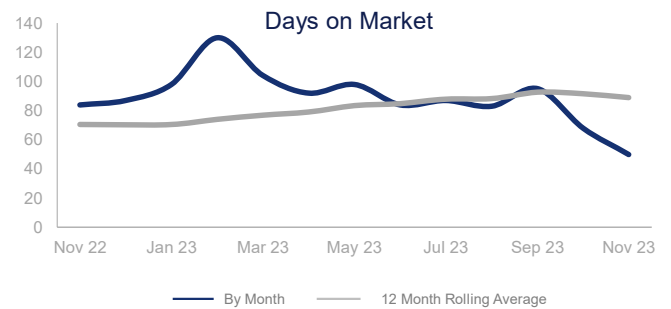
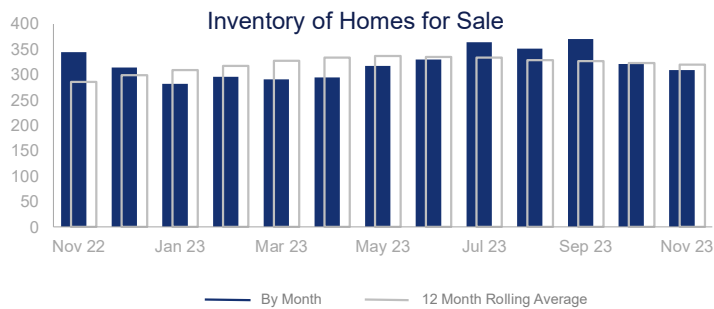
Market Report | November 2023

IRON COUNTY

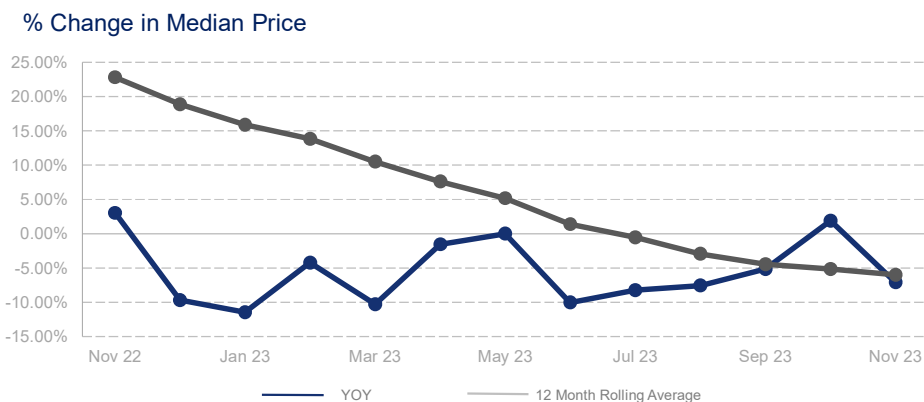
Highlights:

- Median Sales Price is down 6.0% over a 12 month rolling average and down 7.1% from the same month last year.
- Inventory of Homes for Sale is up 12% over a 12 month rolling average but down 10.2% from the same month last year.
- Single Family Permits are down 34% over a 12 month rolling average and down 26.9% from the same month last year.

	Change in New Listings	Change in Closed Sales	Change in Inventory
Last Month	-30.7%	4.3%	-3.7%
Same Month Last Year	11.3%	-6.4%	-10.2%



	November 2022		November 2023	+ / -	12 Month Avg	+ / -
New Listings	71		79	11.3%	109	-15%
Pending Sales	59		74	25.4%	86	-11%
Closed Sales	78		73	-6.4%	78	-15%
Median Sales Price	\$387,500		\$360,000	-7.1%	\$361,330	-6%
Average Sales Price	\$405,422		\$403,556	-0.5%	\$397,000	-7%
List to Sale Price Ratio	95.5%		95.0%	-0.5%	95.1%	-2%
Days on Market	84		50	-40.5%	89	26%
Inventory of Homes for Sale	344		309	-10.2%	320	12%
Months Supply of Inventory	3.5		3.9	11.5%	3.8	39%
Single Family Permits	26		19	-26.9%	26	-34%



The source of the data for this report is the MLS, Local Association of Realtors and Construction Monitor.