



BROKERS • COLONIAL • DONAHOE

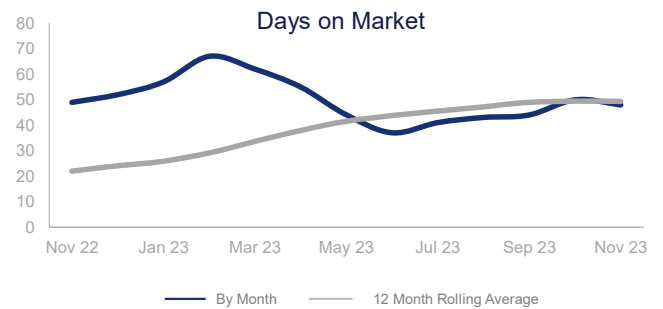
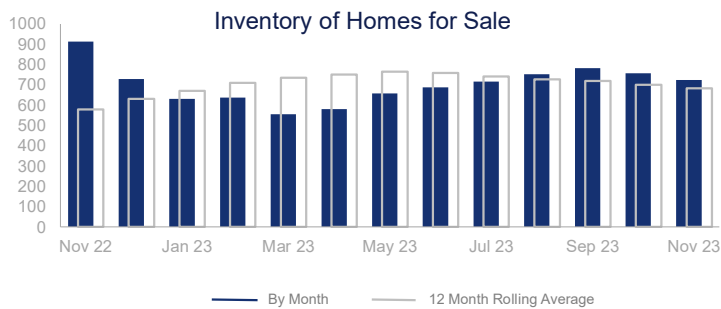
Market Report | November 2023

DAVIS COUNTY

Highlights:

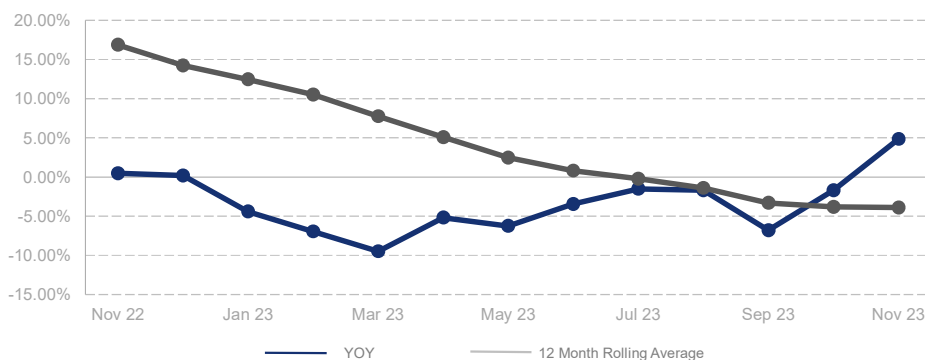
- Median Sales Price is down 3.9% over a 12 month rolling average but up 4.9% from the same month last year.
- Inventory of Homes for Sale is up 18% over a 12 month rolling average but down 20.7% from the same month last year.
- Closed Sales are down 14% over a 12 month rolling average and down 1.4% from the same month last year.

	Change in New Listings	Change in Closed Sales	Change in Inventory
Last Month	-11.3%	-17.6%	-4.4%
Same Month Last Year	-11.3%	-1.4%	-20.7%



	November 2022		November 2023	+ / -	12 Month Avg	+ / -
New Listings	310		275	-11.3%	357	-22%
Pending Sales	229		211	-7.9%	269	-13%
Closed Sales	219		216	-1.4%	284	-14%
Median Sales Price	\$475,800		\$499,000	4.9%	\$498,558	-4%
Average Sales Price	\$516,284		\$561,576	8.8%	\$543,376	-3%
List to Sale Price Ratio	92.5%		96.5%	4.3%	96.5%	0%
Days on Market	49		48	-2.0%	49	124%
Inventory of Homes for Sale	913		724	-20.7%	684	18%
Months Supply of Inventory	2.7		2.5	-7.4%	2.2	42%
Single Family Permits	20		4	-80.0%	18	-72%

% Change in Median Price



The source of the data for this report is the MLS, Local Association of Realtors and Construction Monitor.