

Our Investments in Market Research provide insight and commentary on over a dozen residential markets throughout Utah and Nevada.



SOLD AT \$395,000
420 E 400 S | Ephraim , UT 84627
1744562

ERA BROKERS CONSOLIDATED

MONTHLY MARKET UPDATE

Sanpete County | October 2021

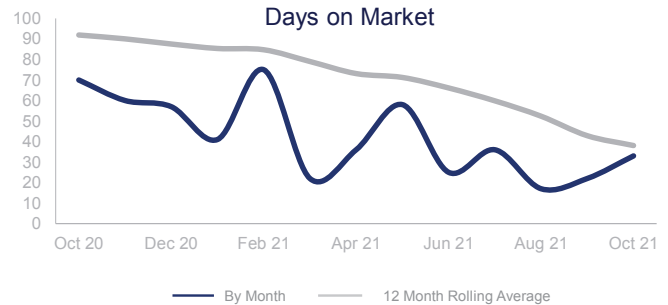
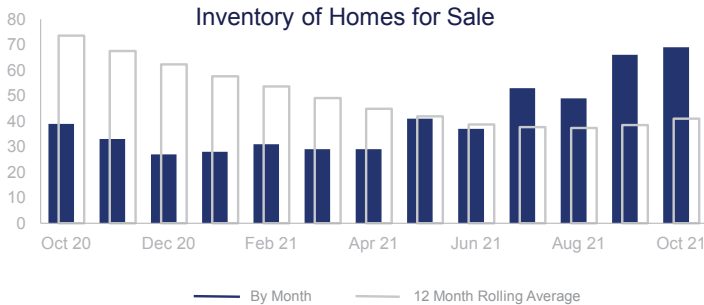
research.erabrokers.com



Highlights:

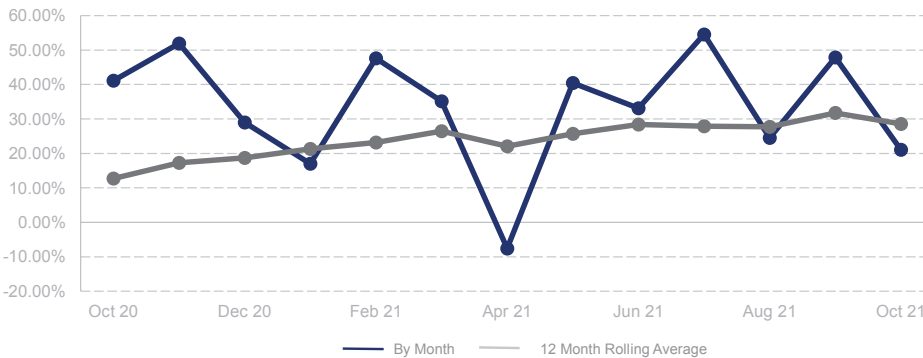
- Median Sales Price is up 21.0% compared to October 2020.
- Average Sales Price Per SF is up 34.9% compared to October 2020.
- Inventory of Homes for Sale is down 44% over a 12 month average.

	Change in New Listings	Change in Closed Sales	Change in Inventory
Last Month	28.6%	-13.3%	4.5%
Same Month Last Year	95.7%	-25.7%	76.9%



	October 2020		October 2021	+ / -	12 Month Avg	+ / -
New Listings	23		45	95.7%	28	12%
Closed Sales	35		26	-25.7%	21	-10%
Median Sales Price	\$316,000		\$382,500	21.0%	\$319,851	29%
Average Sales Price	\$322,489		\$453,919	40.8%	\$359,300	37%
Average Sales Price Per SF	\$113		\$153	34.9%	\$136	30%
Average Home Size in SF	2846		2969	4.3%	2629	6.7%
List to Sale Price Ratio	92.4%		94.0%	1.7%	96.0%	-6.9%
Days on Market	70		33	-52.9%	38	-59%
Inventory of Homes for Sale	39		69	76.9%	41	-44%
Months Supply of Inventory	1.1		2.7	138.2%	2.0	-47%
Single Family Permits	26		10	-61.5%	16	20%

% Change in Median Price



The source of the data for this report is the MLS, Local Association of Realtors and Construction Monitor.