

Our Investments in Market Research provide insight and commentary on a dozen residential markets throughout Utah and Nevada.



ERA BROKERS CONSOLIDATED

MONTHLY MARKET UPDATE

Cache County | August 2021

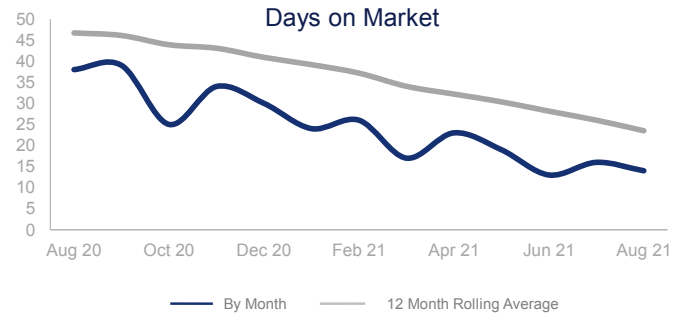
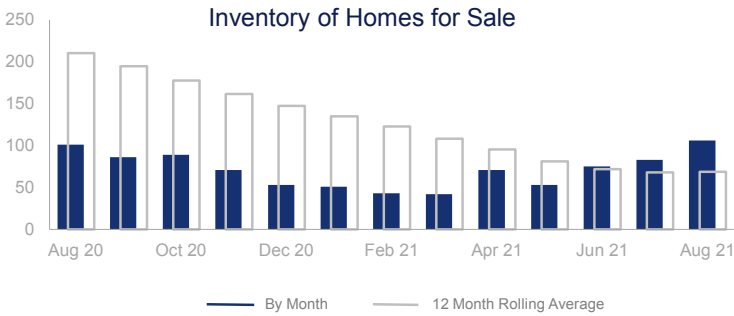
research.erabrokers.com



Highlights:

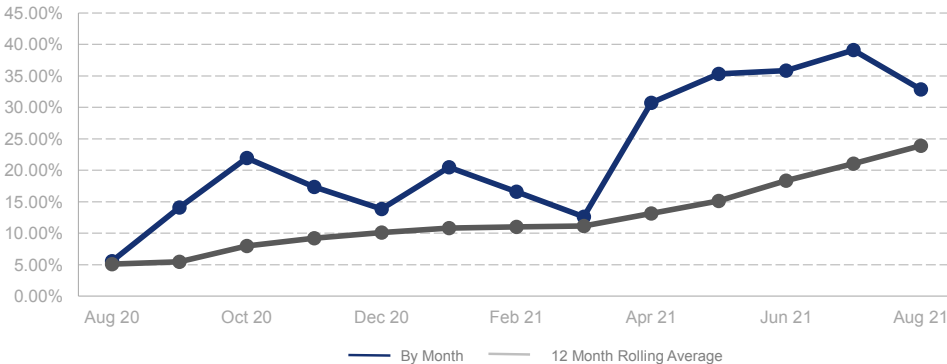
- Median Sales Price is up 32.9% compared to August last year.
- Average Sales Price Per SF is up 37.7% compared to August last year.
- Inventory of Homes for Sale is down 67% over a 12 month average.

	Change in New Listings	Change in Closed Sales	Change in Inventory
Last Month	4.9%	8.3%	27.7%
Same Month Last Year	3.6%	-20.6%	5.0%



	August 2020	August 2021	+ / -	12 Month Avg	+ / -
New Listings	165	171	3.6%	131	-19%
Closed Sales	180	143	-20.6%	129	-10%
Median Sales Price	\$279,250	\$371,000	32.9%	\$333,852	24%
Average Sales Price	\$313,430	\$411,050	31.1%	\$369,930	27%
Average Sales Price Per SF	\$131	\$181	37.7%	\$156	25%
Average Home Size in SF	2391	2277	-4.8%	2361	1.5%
List to Sale Price Ratio	98.4%	102.6%	4.3%	101.0%	-2.2%
Days on Market	38	14	-63.2%	23	-50%
Inventory of Homes for Sale	101	106	5.0%	69	-67%
Months Supply of Inventory	0.6	0.7	32.1%	0.5	-66%

% Change in Median Price



The source of the data for this report is the MLS, Local Association of Realtors and Construction Monitor.