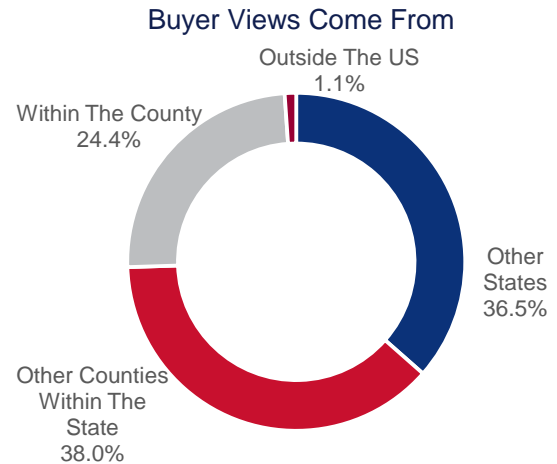


WEBER COUNTY

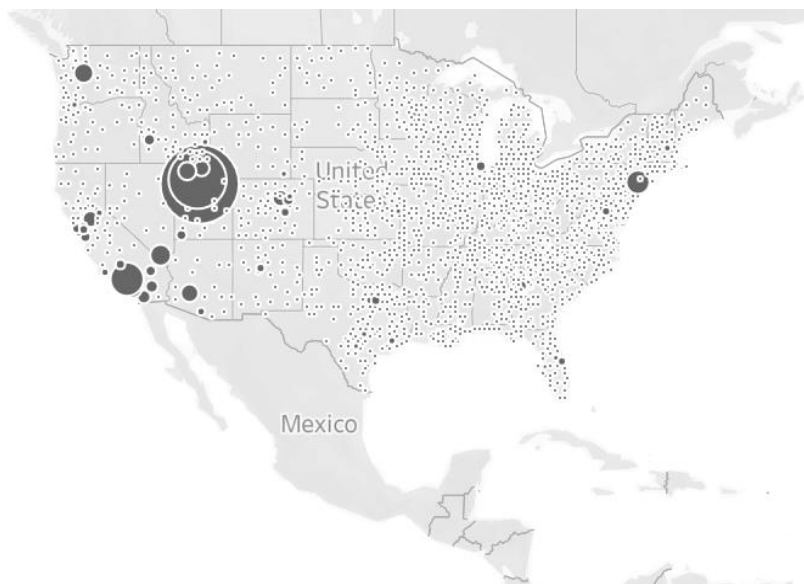
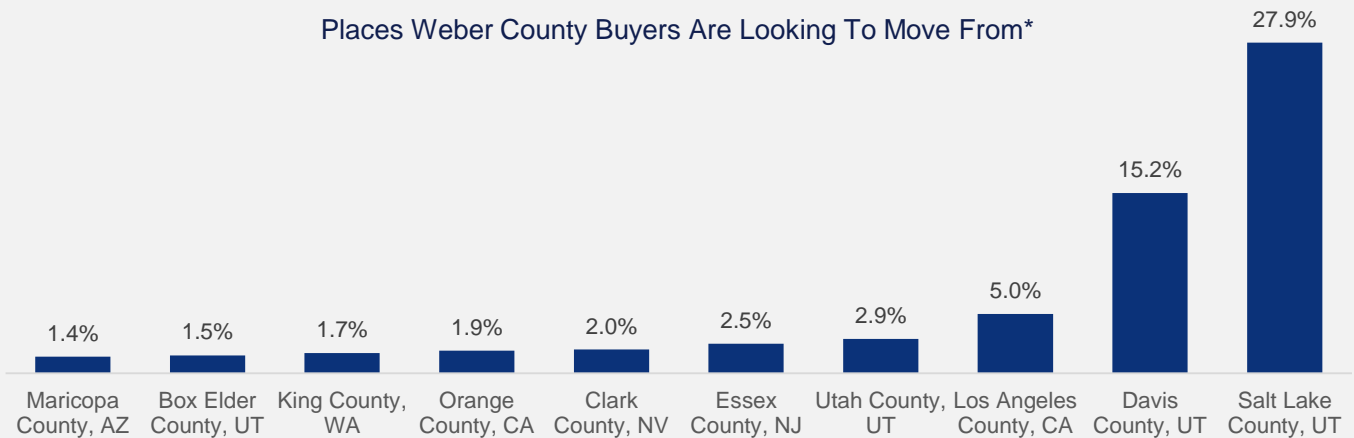
GEOGRAPHIC DEMAND

Highlights:

- With respect to the demand for Weber County, 24.4% comes from within.
- The largest Out-of-County demand comes from the Wasatch Front: Salt Lake, Davis, Utah, and Box Elder Counties. They make up 47.5% of Out-of-County domestic demand.
- The largest Out-of-State demand comes from Greater Los Angeles. Los Angeles and Orange Counties make up 6.9% of Out-of-County domestic demand.



Places Weber County Buyers Are Looking To Move From*



Residential Markets

Resale homes

Single Family Investment

Rental homes held for investment

Multifamily

Apartments – Not including student housing & subsidized housing

Commercial Real Estate

Office, Retail and Industrial

View all our market research //

erabrokers.com/research

The source of the data for this report is 2021 Q1 search data on realtor.com.

<https://www.realtor.com/research/reports/cross-market-demand/>

*Excludes international and local county views