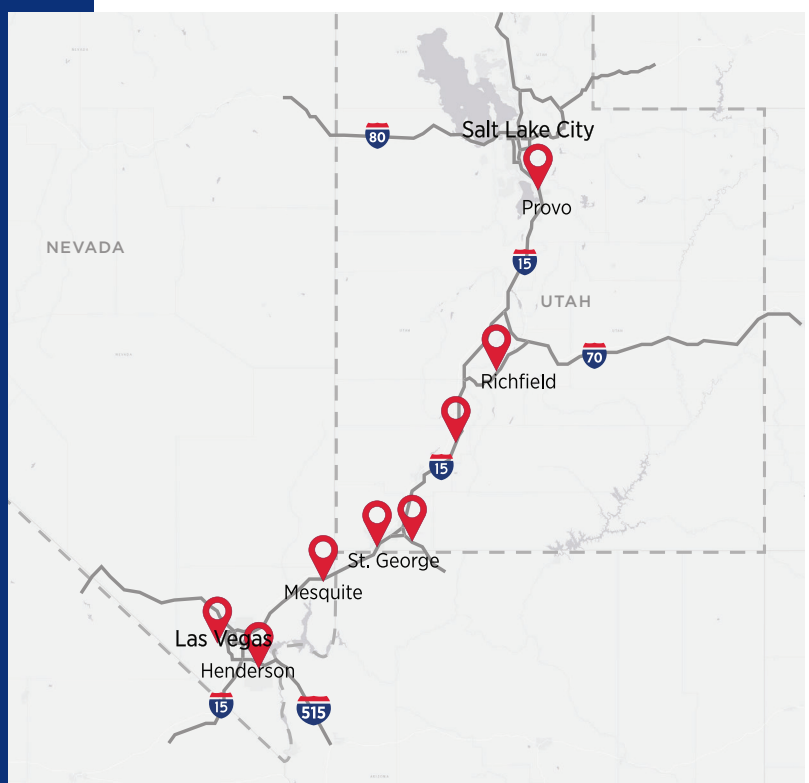


ERA BROKERS CONSOLIDATED

MONTHLY MARKET REPORT UPDATE

OFFERED AT \$385,000

951 Goshawk Xing | Mesquite, NV 89027
MLS 1118403



MARKET REPORT:

- Las Vegas Area
- Washington County
- Hurricane Valley

Mesquite, Nevada

- Sevier County
- Beaver County
- Iron County
- Davis County
- Salt Lake County
- Summit County
- Utah County
- Weber County

LEARN MORE ABOUT US AT:
research.erabrokers.com



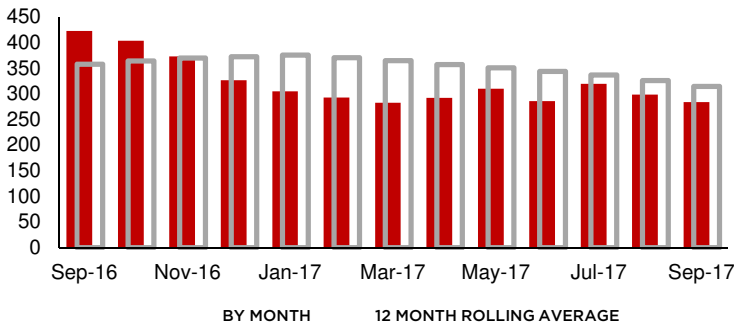
HIGHLIGHTS:

- New Listings increased 24.7% over previous September to 91 units.
- Median Sales Price increased 12.8% to \$219,900.
- Average DOM fell 44.9% from previous September to 59 days.

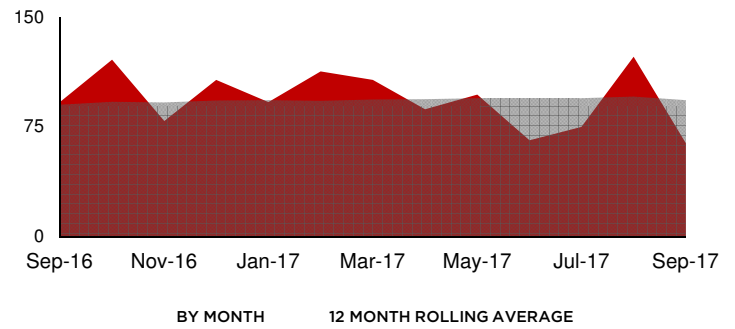
Year-Over-Year

| | | |
|------------------------|------------------------|---------------------|
| 24.7% | -3.1% | -19.4% |
| Change in New Listings | Change in Closed Sales | Change in Inventory |

INVENTORY OF HOMES FOR SALE



DAYS ON MARKET



12 MONTH COMPARISON

12 MONTH AVG

| | September 2016 | September 2017 | + / - | Last 12 Months | + / - |
|-----------------------------|----------------|------------------|--------|------------------|-------|
| New Listings | 73 | 91 | 24.7% | 81 | 7% |
| Pending Sales | 119 | 132 | 10.9% | 125 | 15% |
| Closed Sales | 64 | 62 | -3.1% | 60 | 7% |
| Median Sales Price | \$195,000 | \$219,900 | 12.8% | \$216,425 | 14% |
| Average Sales Price | \$216,905 | \$233,747 | 7.8% | \$228,393 | 11% |
| List to Sale Price Ratio | 97.0% | 97.8% | 0.8% | 97.7% | -3.4% |
| Days on Market | 107 | 59 | -44.9% | 75 | -21% |
| Inventory of Homes for Sale | 283 | 228 | -19.4% | 269 | -26% |
| Months Supply of Inventory | 4.4 | 3.7 | -16.8% | 4.8 | -30% |
| Building Permits | 14 | 32 | 128.6% | 29 | 69% |

% CHANGE IN MEDIAN PRICE

