

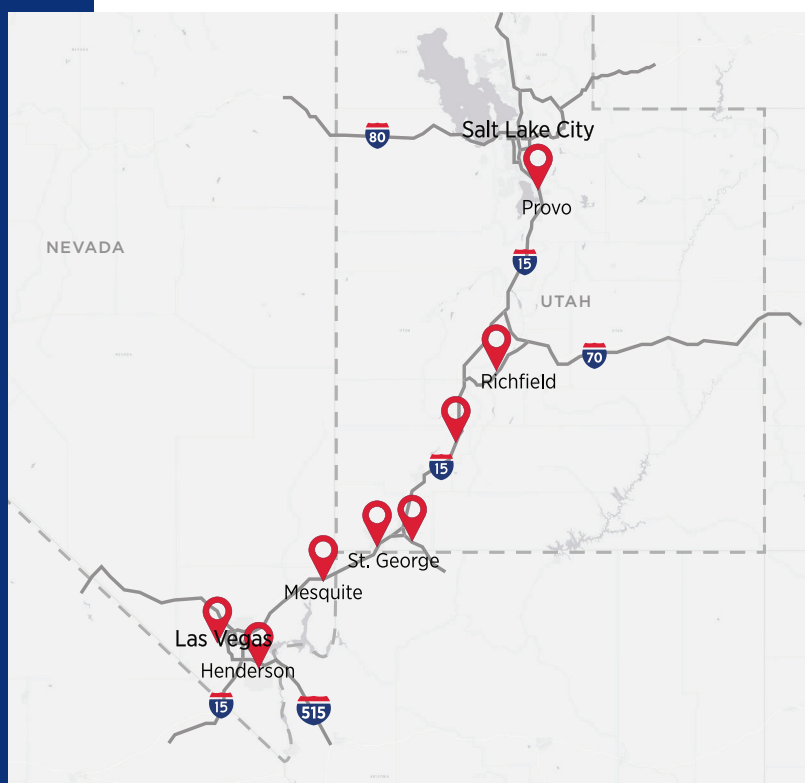
# ERA BROKERS CONSOLIDATED

## MONTHLY MARKET REPORT UPDATE



**OFFERED AT \$1,349,000**

9733 Queen Charlotte Drive | Las Vegas, NV 89145  
MLS# 1919149



### MARKET REPORT:

- Las Vegas Area**
- Washington County
- Hurricane Valley
- Mesquite, Nevada
- Sevier County
- Beaver County
- Iron County
- Davis County
- Salt Lake County
- Summit County
- Utah County
- Weber County

**LEARN MORE ABOUT US AT:**  
[research.erabrokers.com](https://research.erabrokers.com)



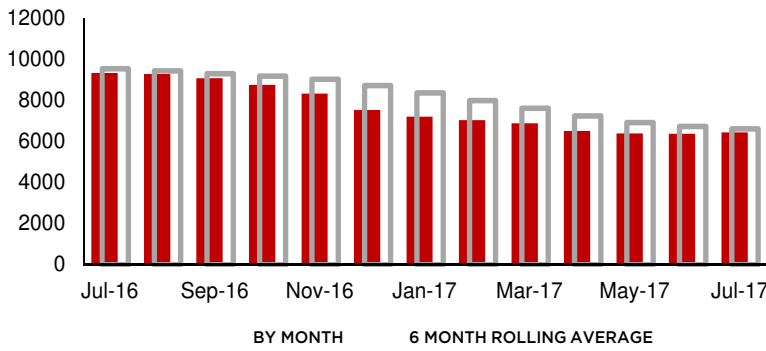
# LAS VEGAS

## HIGHLIGHTS:

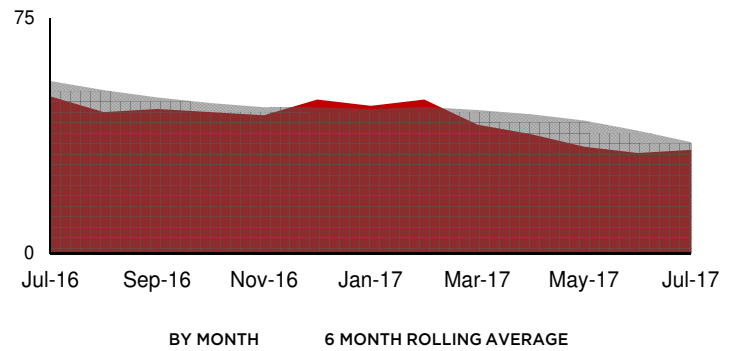
- Median Sales Price increased 15.6% to \$234,000.
- Closed Sales increased 9.6% over previous July to 3,237 transactions.
- Inventory continues its steady decline falling 30.9% from

Year-Over-Year		
<b>-4.3%</b>	<b>9.6%</b>	<b>-30.9%</b>
Change in New Listings	Change in Closed Sales	Change in Inventory

INVENTORY OF HOMES FOR SALE



DAYS ON MARKET



12 MONTH COMPARISON

6 MONTH AVG

	July 2016		July 2017	+ / -	Last 6 Months	+ / -
New Listings	3982		<b>3812</b>	-4.3%	<b>3974</b>	-1%
Closed Sales	2954		<b>3237</b>	9.6%	<b>3207</b>	8%
Median Sales Price	\$202,500		<b>\$234,000</b>	15.6%	<b>\$225,957</b>	14%
Average Sales Price	\$223,097		<b>\$260,415</b>	16.7%	<b>\$246,739</b>	11%
List to Sale Price Ratio	98.8%		<b>99.1%</b>	0.3%	<b>99.2%</b>	-1.2%
Days on Market	50		<b>33</b>	-34.0%	<b>35</b>	-35%
Inventory of Homes for Sale	9320		<b>6439</b>	-30.9%	<b>6599</b>	-31%
Months Supply of Inventory	3.2		<b>2.0</b>	-37.0%	<b>1.9</b>	-41%
Building Permits	728		<b>683</b>	-6.2%	<b>819</b>	0%

% CHANGE IN MEDIAN PRICE

BY MONTH 6 MONTH ROLLING AVERAGE

