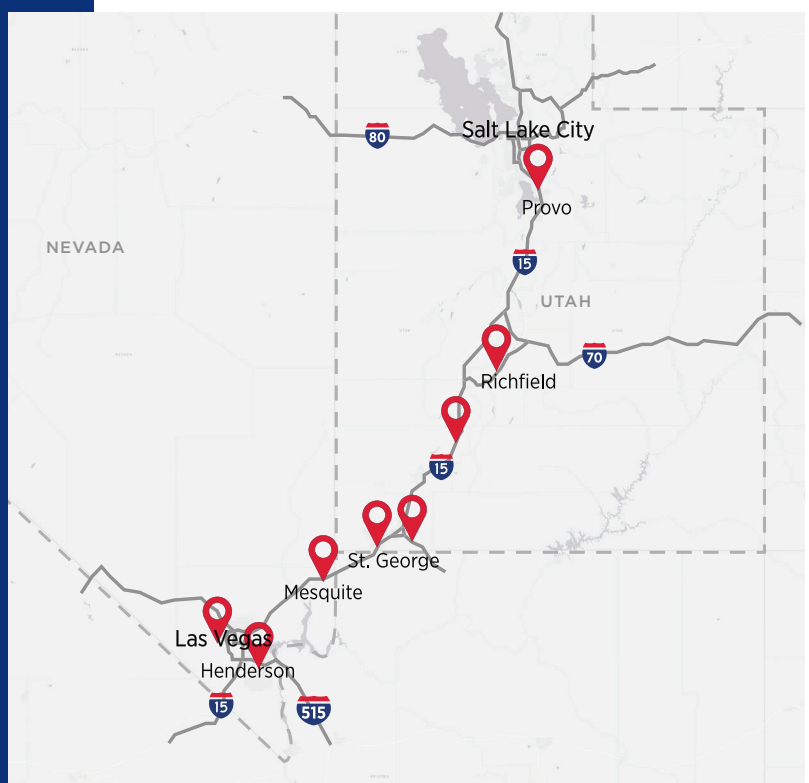


# ERA BROKERS CONSOLIDATED

## MONTHLY MARKET REPORT UPDATE

**OFFERED AT \$349,900**

1031 E 425 N | Beaver, UT 84713  
MLS 805262



### MARKET REPORT:

- Las Vegas Area
- Washington County
- Hurricane Valley
- Mesquite, Nevada
- Sevier County
- Beaver County**
- Iron County
- Davis County
- Salt Lake County
- Summit County
- Utah County
- Weber County

**LEARN MORE ABOUT US AT:**  
[research.erabrokers.com](http://research.erabrokers.com)

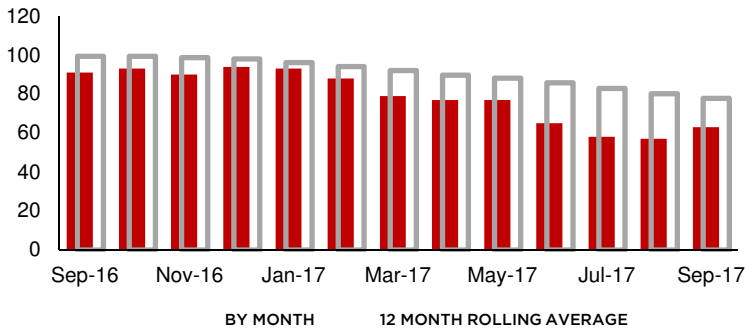


### HIGHLIGHTS:

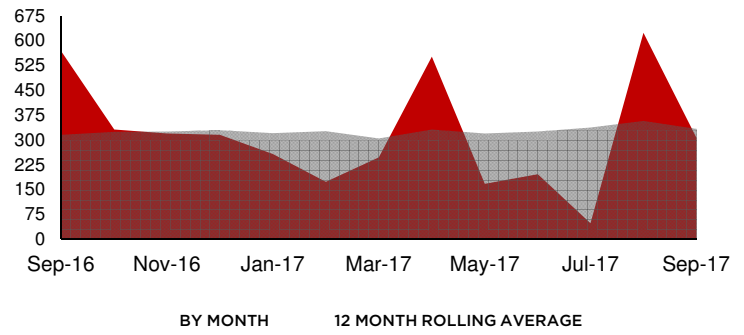
- Median Sales Price increased 45.1% to \$160,000.
- Inventory fell 19% to 64 homes from September 2016.

Year-Over-Year		
<b>-18.2%</b>	<b>10.0%</b>	<b>-19.0%</b>
Change in New Listings	Change in Closed Sales	Change in Inventory

### INVENTORY OF HOMES FOR SALE



### DAYS ON MARKET



### 12 MONTH COMPARISON

### 12 MONTH AVG

	September 2016		September 2017	+ / -	Last 12 Months	+ / -
New Listings	11		<b>9</b>	-18.2%	<b>10</b>	16%
Pending Sales	8		<b>8</b>	0.0%	<b>7</b>	2%
Closed Sales	10		<b>11</b>	10.0%	<b>6</b>	1%
Median Sales Price	\$110,250		<b>\$160,000</b>	45.1%	<b>\$154,715</b>	26%
Average Sales Price	\$98,191		<b>\$164,659</b>	67.7%	<b>\$162,408</b>	26%
List to Sale Price Ratio	83.9%		<b>85.0%</b>	1.3%	<b>89.9%</b>	-14.3%
Days on Market	248		<b>285</b>	14.9%	<b>304</b>	0%
Inventory of Homes for Sale	79		<b>64</b>	-19.0%	<b>67</b>	-27%
Months Supply of Inventory	7.9		<b>5.8</b>	-26.4%	<b>20.4</b>	26%

### % CHANGE IN MEDIAN PRICE

BY MONTH      12 MONTH ROLLING AVERAGE

